

# ~~Extreme~~ Series



## MARINE PRODUCT DATA SHEET

OEM: 5901-1201  
AFTERMARKET: 5901-1211

The Smart Sensor 5.7 is designed specifically for cruisers and midsize yachts. Delivering over 5 GPM and pressure up to 60 PSI, this micro-controller based variable speed pump precisely monitors your system's water pressure and adjusts the motor speed, eliminating the need for an accumulator tank.

### TYPICAL APPLICATIONS

Multi-fixture marine fresh water installations. Other uses may included 24V DC pressurized water systems in cabins This pump may be used for general water transfer. For other applications, contact SHURflo.

### PUMP

Type: 5 Chamber Diaphragm  
Ports: Quick Connect Fittings.  
Liquid: 130 °F [54 °C] Max  
Prime: 6 feet [1.82 M]  
Inlet PSI: 30 PSI [2.1 Bar] Max  
Run Dry:: Yes

### ELECTRICAL

Motor: 24VDC Permanent Magnet, Intermittent Duty  
Protection: Thermal Overload, Automatic Restart  
Leads: 16 AWG, 16" [40 cm] Red +, 13" [33 cm] Black -  
Fuse: 7.5 Amp Recommended  
Control: Shut-Off 60 PSI [3.1 Bar] ± 5 PSI [0.4 Bar]  
Restart 30 PSI [1.8 Bar] ± 5 PSI [0.4 Bar]

### MATERIALS

Housing: Nylon  
Valves: EPDM  
Diaphragm: Santoprene  
Hardware: Stainless Steel

### APPROVALS

Ignition Protected, CE, ISO 8846

### WARRANTY

3 Year Limited Warranty  
See SB-1041 & SB-1050 For Full Warranty Details


### SHIPPING

Net Weight (Boxed): 8.5 Lb [3.9Kg] each  
Carton Weight: 6 each, 51 Lb [24 Kg]  
Carton Size: 25"L x 19"W x 8"H  
[63cm x 49cm x 21cm]

### RELATED DOCUMENTS

Catalog: MS-030-140  
Installation Manual: 911-621  
Maintenance: 911-621  
Applications Spec Guide: MS-020-005  
Warranty: SB-1050

### SERVICE KITS

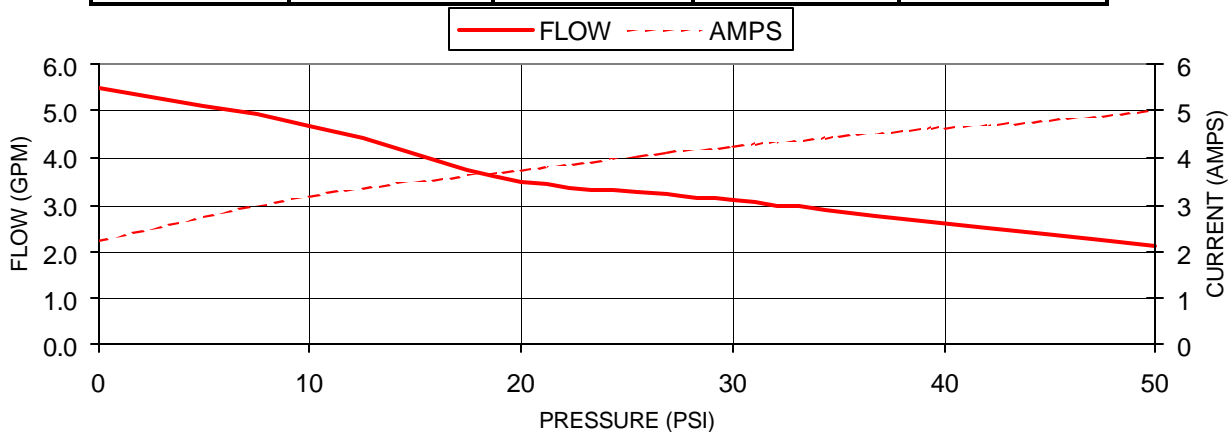


Item	Component	Part Kit
1	Valve Assembly	94-030-01
2	Drive Assembly	94-030-02

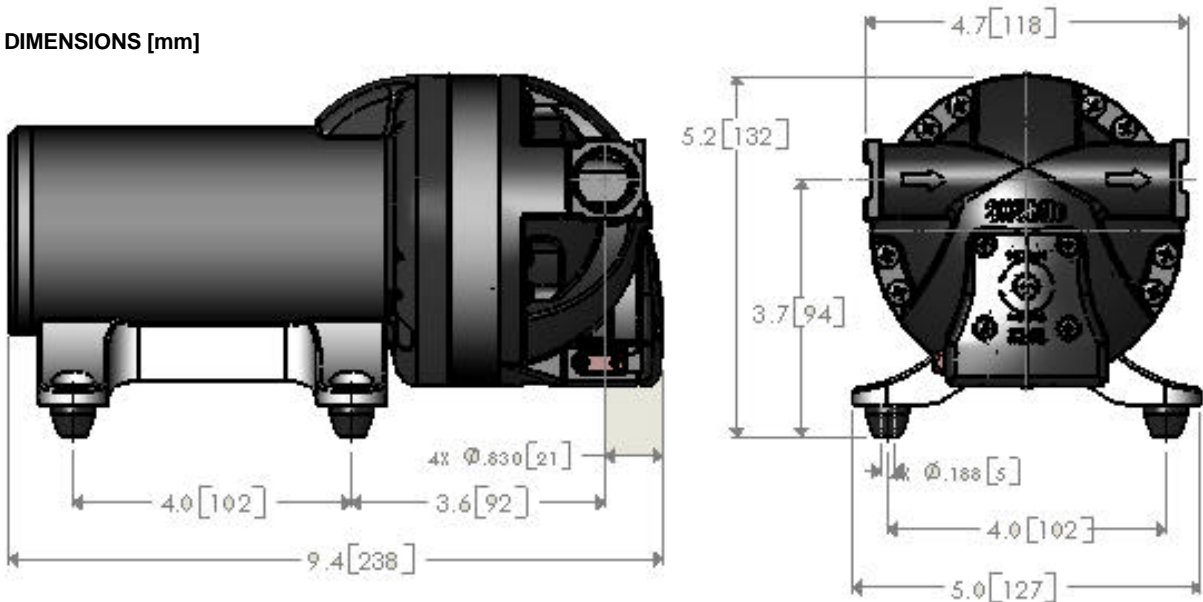


# PERFORMANCE @ 24V DC

PRESSURE		FLOW		CURRENT
BAR	PSI	GPM	LPM	AMPS
0.0	0	5.50	20.8	2.22
0.7	10	4.70	17.8	3.20
1.4	20	3.50	13.2	3.75
2.1	30	3.10	11.7	4.25
3.5	50	2.10	7.94	5.00



## DIMENSIONS [mm]



---

For technical advice or service please take your pump into your local pump service center.

To order pump or parts or for pricing please go to the following links :

[Shurflo Pumps Home >>](#)

[Shurflo Pumps stock list >>](#)