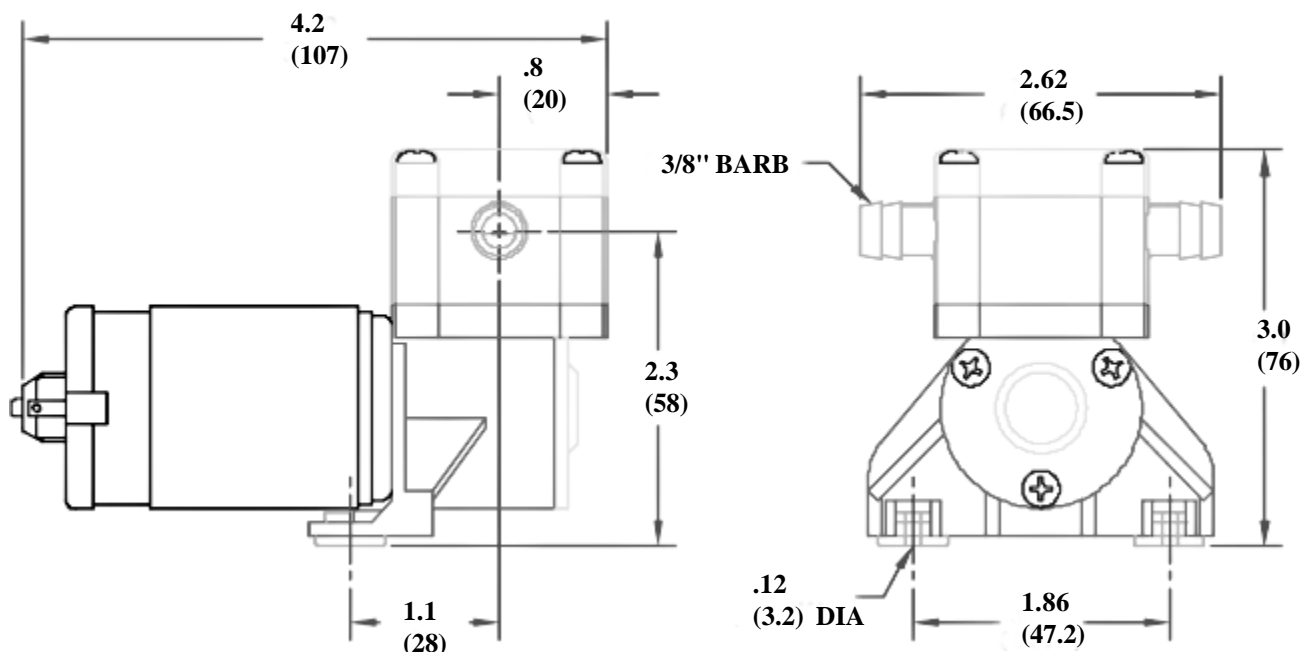
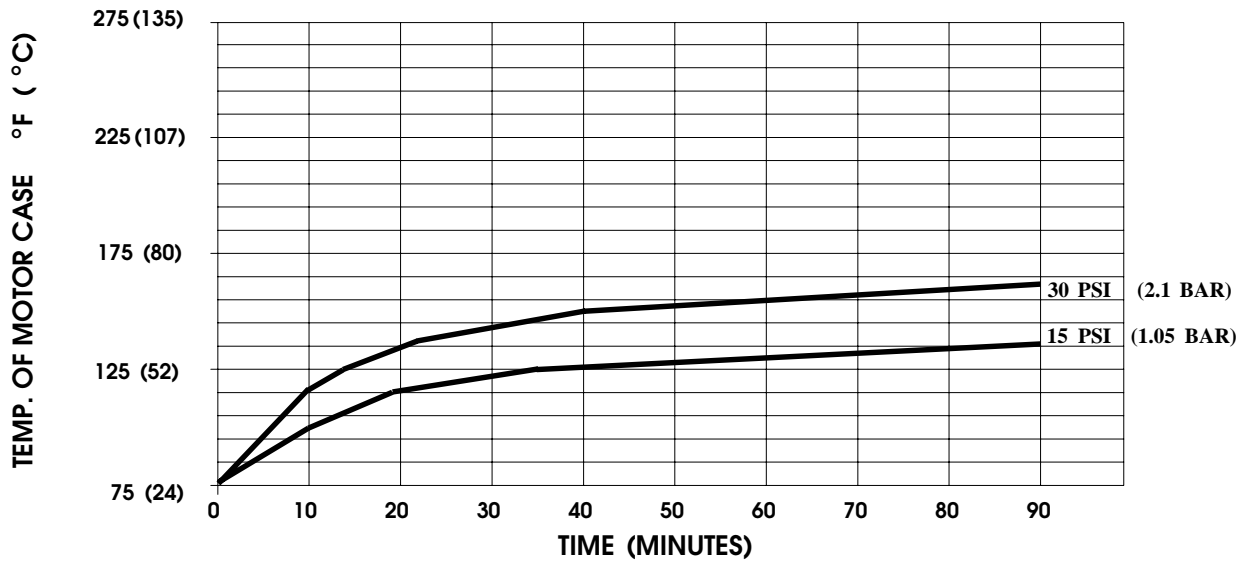


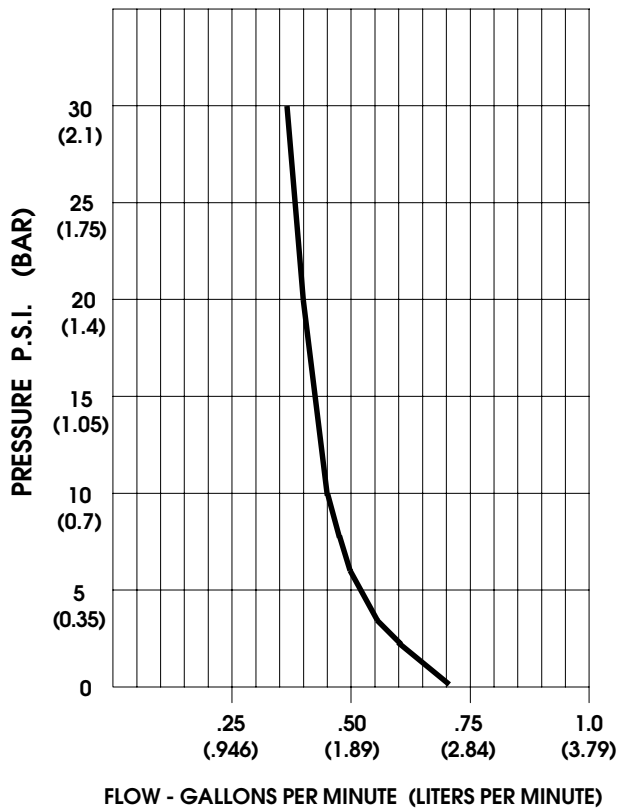
**PRODUCT DATA SHEET****MODEL: 402-040-000****SPECIFICATIONS:****MODEL NUMBER:** 402-040-000**PUMP DESIGN:** Positive Displacement**MOTOR:** Permanent Magnet, P/N 11-144-07**VOLTAGE:** 12VDC Nominal**LIQUID TEMPERATURE:** 130 Degrees Fahrenheit (54 Degrees Centigrade) Max.**PRIME:** Self-Priming Up To 4 Ft. Vertical,  
Max. Inlet Pressure 30 PSI (2.1 Bar)**PORTS:** 3/8" Barb**MATERIAL OF CONSTRUCTION:****PLASTICS-** Nylon**ELASTOMERS-** Santoprene**FASTENERS-** Zinc Plated Steel**NET WEIGHT:** 0.7 Lbs (0.3 Kg)**DUTY CYCLE:** Intermittent (See Temperature Rise Chart)**TYPICAL APPLICATIONS:** Potable Water**DIMENSIONS:**

**TEMPERATURE RISE**



THIS GRAPH IS FOR USE AS A DESIGN GUIDE. IT IS BASED ON RUNNING CONTINUOUSLY WITH AN AMBIENT TEMPERATURE OF 75° F (24° C) IN STILL AIR.

**TYPICAL PERFORMANCE**



PRESSURE (PSI/BAR)	FLOW (GPM/LIT)	RPM MIN/MAX	CURRENT (AMPS)	VOLTAGE (VOLTS)
OPEN	0.70/2.6	4415/4460	0.5	12VDC
2/0.14	0.56/2.1	4315/4350	0.7	"
10/0.70	0.46/1.7	4195/4255	1.1	"
20/1.4	0.41/1.5	4065/4110	1.5	"
30/2.1	0.37/1.4	3995/4038	1.7	"

-SPECIFICATIONS SUBJECT TO CHANGE WITHOUT NOTICE.

For technical advice or service please take your pump into your local pump service center.

To order pump or parts or for pricing please go to the following links :

[Shurflo Pumps Home >>](#)

[Shurflo Pumps stock list >>](#)