

SHURflo



MARINE PRODUCT DATA SHEET

OEM: 355-020-00 (380 GPH)
AFTERMARKET: 355-020-10 (380 GPH)

Quality bilge pumps you can trust. SHURflo bilge pumps are built for the harsh marine environment to withstand the toughest conditions. Standard with 3' Tinned Wire Assembly for above waterline installations and water cooled motors for extended life.

TYPICAL APPLICATIONS

12V Marine Bilge Water Evacuation. For other applications, Contact SHURflo.

PUMP

Type: Centrifugal Pump
 Port: 3/4" Barb
 Liquid: 130 °F [54 °C] Max
 Prime: Flooded Inlet
 Run Dry: No

ELECTRICAL

Motor: 12VDC Permanent Magnet, Continuous Duty
 Protection: External Fuse
 Leads: 3 ft (0.9M) Tinned, 16 AWG
 Fuse: 2.5 Amp Recommended
 Control: No Control

MATERIALS

Housing: ABS
 Impeller: High Strength Nylon
 Hardware: Stainless Steel

APPROVALS

Ignition Protected, CE, ISO 8846

WARRANTY

3 Year Limited Warranty
 See SB-1050 For Full Warranty Details

SHIPPING

Net Weight (Boxed): 1.25 Lb (0.56 Kg) each
 Carton Weight: 30 Lb [13.6 Kg]
 Pumps in Carton: 24
 Carton Size: 24"L x 18"W x 11" H [61 cm x 46 cm x 28 cm]

RELATED DOCUMENTS

Catalog: MS-030-140
 Installation Manual: 911-758-00
 Maintenance: 911-758-00
 Applications Spec Guide: MS-020-005
 Warranty: SB-1050

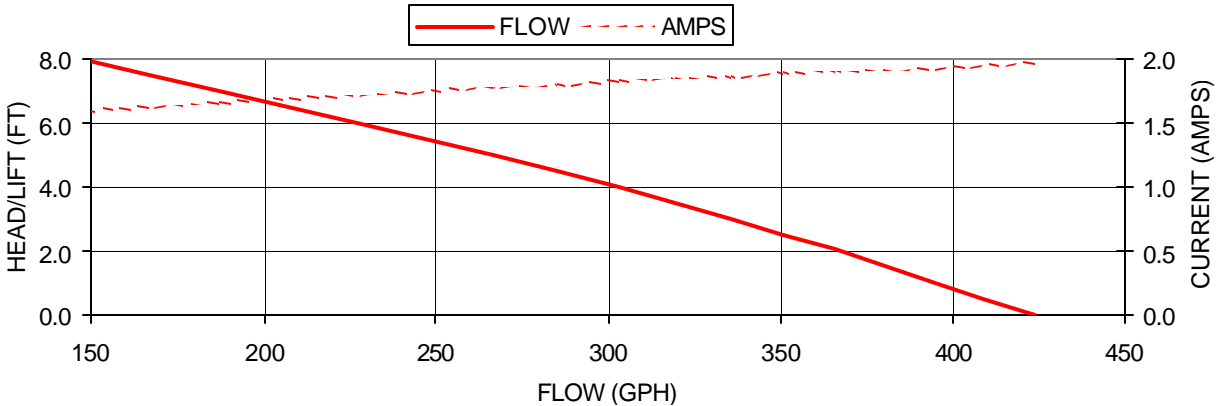
Replacement Kits

94-750-00

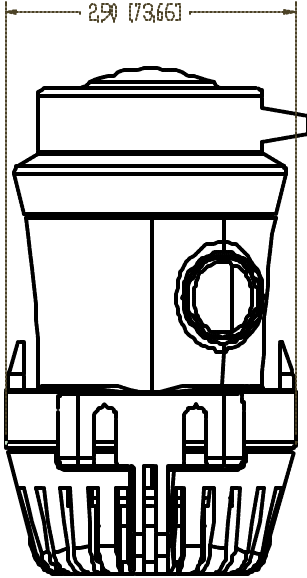
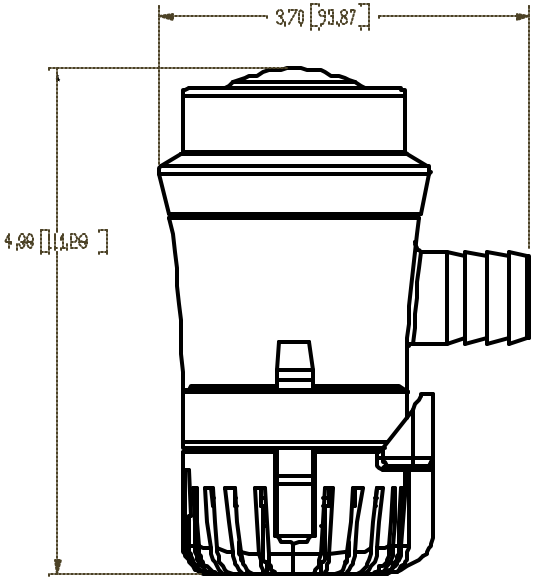


PERFORMANCE @ 13.6V DC

PRESSURE		FLOW		CURRENT
METERS	FT OF HEAD	GPH	LPH	AMPS
0.0	0	424	1604	1.96
1.20	4	303	1146	1.82
2.40	8	147	556	1.60



DIMENSIONS [mm]



*ISO Registered Facility

For technical advice or service please take your pump into your local pump service center.

To order pump or parts or for pricing please go to the following links :

[Shurflo Pumps Home >>](#)

[Shurflo Pumps stock list >>](#)