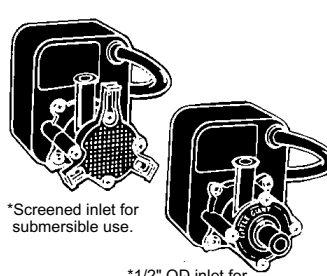



"WET ROTOR" 'QUARIUM PUMPS

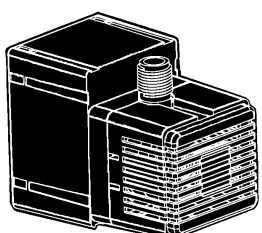



- "Salty Sub 1 Pump"
- Magnetic Drive
- Salt or Fresh Water
- Not oil-filled (Fish Friendly)
- 150 GPH @ 1 ft.
- *Submersed or In-line
- 

*Screened inlet for submersible use.

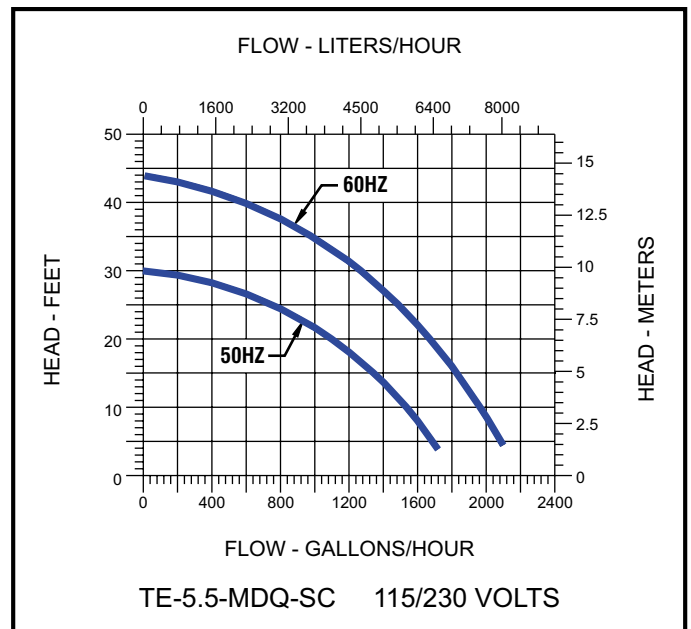
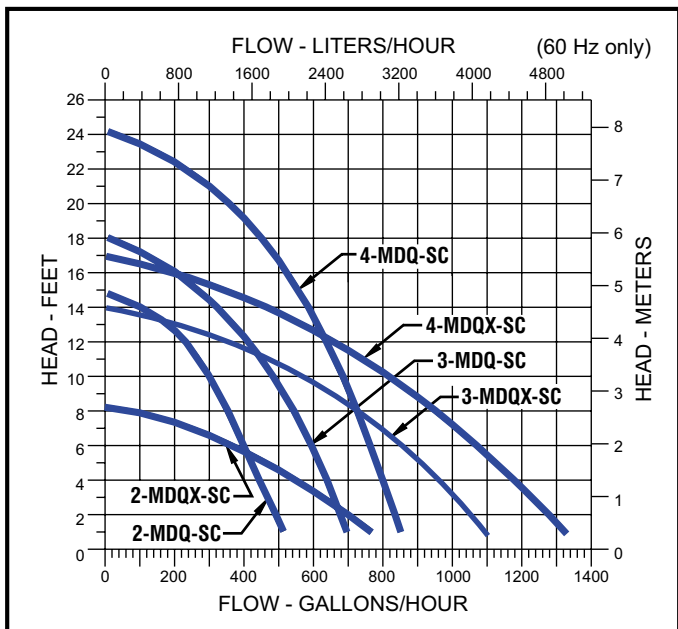
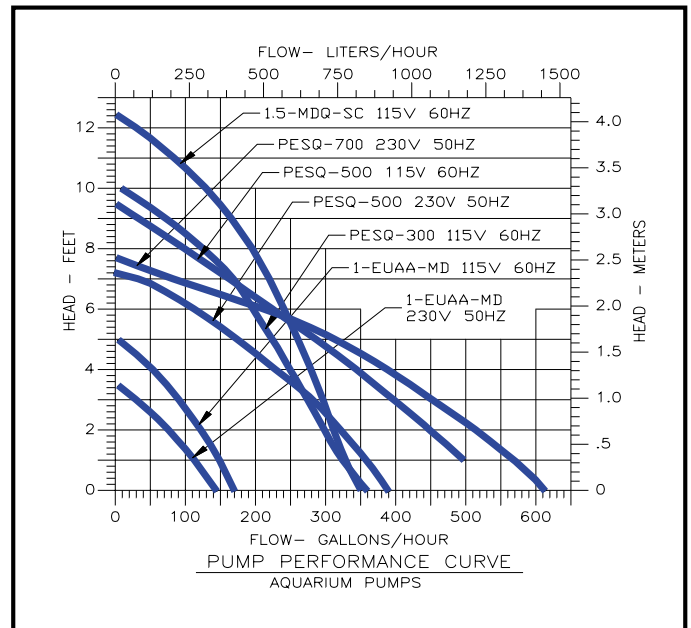
*1/2" OD inlet for in-line use.

1-EUAA-MD






- "Wet Rotor"
- Salt or Fresh Water
- Energy efficient
- 325 GPH @ 1 ft. (300)
- 500 GPH @ 1 ft. (500)
- 665 GPH @ 1 ft. (700)
- *Submersed or In-line
- 

PESQ-300 • PESQ-500 • PESQ-700






MAGNETIC DRIVE 'QUARIUM PUMPS




- Magnetic Drive
- Salt or Fresh Water
- 1/2" MNPT Intake
- 1/2" MNPT Discharge with Barbs for 3/4" ID Tubing
- 300 GPH @ 3 ft.
- *In-line
-  



1.5-MDQ-SC




- Magnetic Drive
- Salt or Fresh Water
- 1/2" FNPT Intake
- 1/2" MNPT Discharge
- 465 GPH @ 3 ft.
- *In-line
-  



2-MDQ-SC




- Magnetic Drive
- Salt or Fresh Water
- 1" FNPT Intake
- 1" MNPT Discharge
- 640 GPH @ 3 ft.
- *In-line
-  



2-MDQX-SC




- Magnetic Drive
- Salt or Fresh Water
- 3/4" FNPT Intake
- 1/2" MNPT Discharge
- 650 GPH @ 3 ft.
- *In-line
-  



3-MDQ-SC




- Magnetic Drive
- Salt or Fresh Water
- 1" FNPT Intake
- 1" MNPT Discharge
- 1000 GPH @ 3 ft.
- *In-line
-  



3-MDQX-SC



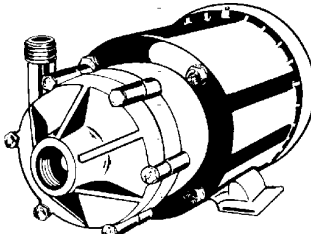
- Magnetic Drive
- Salt or Fresh Water
- 1" FNPT Intake
- 1/2" MNPT Discharge
- 810 GPH @ 3 ft.
- *In-line
-  



4-MDQ-SC



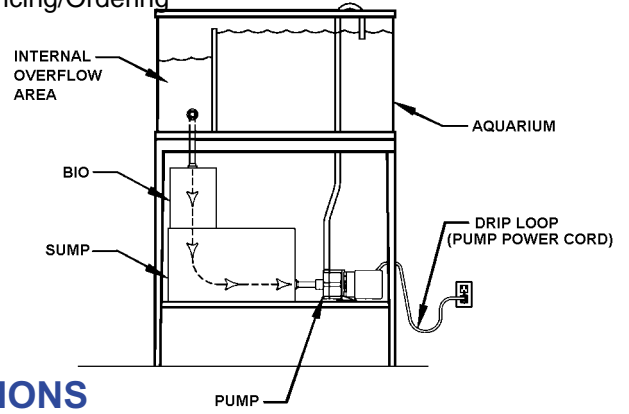
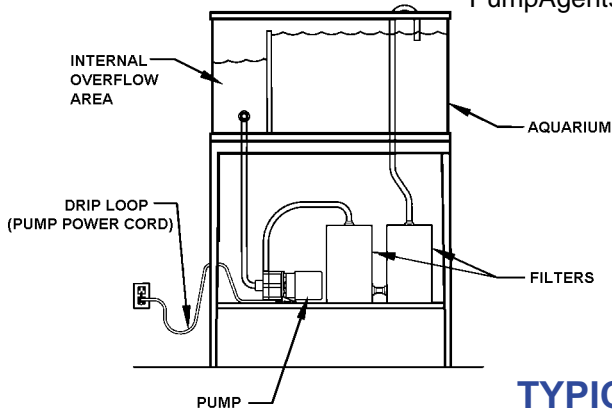
- Magnetic Drive
- Salt or Fresh Water
- 1" FNPT Intake
- 1" MNPT Discharge
- 1225 GPH @ 3 ft.
- *In-line
-  

4-MDQX-SC

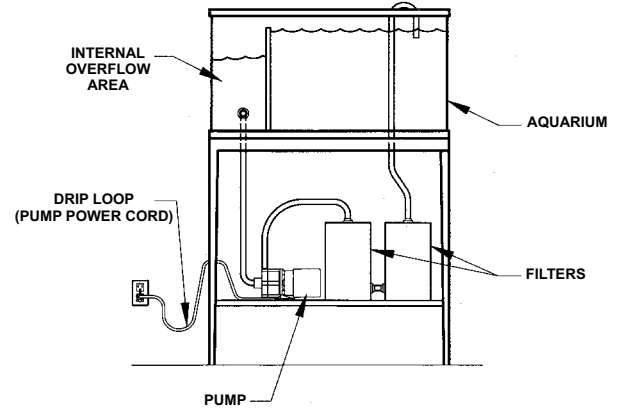
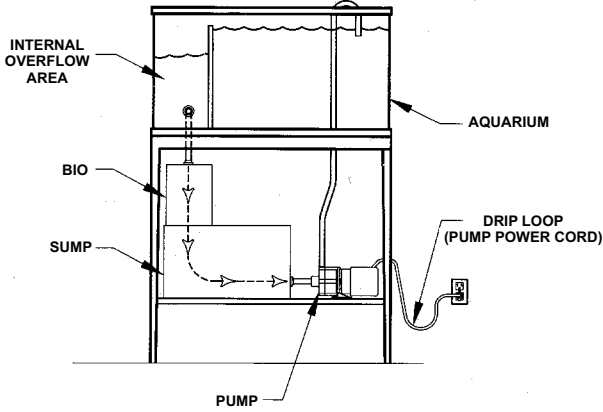


- Magnetic Drive
- Salt or Fresh Water
- 1" FNPT Intake
- 3/4" MNPT Discharge
- 2250 GPH @ 1 ft.
- *In-line
-  

TE-5.5-MDQ-SC



TYPICAL INSTALLATIONS



'QUARIUM SERIES PUMP SPECIFICATIONS

MODEL	ITEM NO.	INTAKE SIZE	DISCH. SIZE	MOTOR					MAXIMUM PSI	SHUTOFF HEAD (FT.)	GALLONS PER HOUR @ HEAD					DIMENSIONS (IN.)			WT. PKD. LBS.
				VOLTS	HZ	HP	WATTS	AMPS			1'	3'	6'	10'	20'	HT.	LG.	WD.	
PESQ-300 (Dual-Purpose)	519310	1/2" FNPT	1/2" MNPT	115	60	—	35	.60	4.4	10.2	325	275	200	—	—	4.27	5.61	3.87	4.0
PESQ-500 (Dual-purpose)	519510	1/2" FNPT	1/2" MNPT	115	60	—	45	.80	4.2	9.7	500	390	225	—	—	4.27	5.61	3.87	4.0
PESQ-700 (Dual-Purpose)	519710	3/4" FNPT	1/2" MNPT	115	60	—	80	2.0	4.9	11.5	665	576	445	170	—	4.4	5.7	3.9	4.3
1-EUAA-MD (Dual-Purpose)	588205	1/2" OD	1/2" OD	115	60	1/200	17	.3	2.2	5.0	150	105	—	—	—	3.6	4.8	2.8	3.0
1-EUAA-MD (Dual-Purpose)	588211	1/2" OD	1/2" OD	230	50/60	1/200	18	.2	2.2	5.0	150	102	—	—	—	3.6	4.8	2.8	3.5
1-EUAA-MD (Dual-Purpose)	588238	1/2" OD	1/2" OD	230	50	1/200	18	.2	2.2	5.0	150	102	—	—	—	3.6	4.8	2.8	3.5
1.5-MDQ-SC (In-line)	589200	1/2" MNPT	1/2" MNPT	115	60	1/30	82	1.1	5.4	12.5	325	300	245	130	—	4.5	7.9	3.5	4.5
2-MDQ-SC (In-line)	580506	1/2" FNPT	1/2" MNPT	115	60	1/30	96	1.6	6.2	14.4	510	465	410	305	—	5.0	9.1	4.0	6.5
2-MDQX-SC (In-line)	580507	1" FNPT	1" MNPT	115	60	1/30	110	1.5	3.5	8.1	770	640	370	—	—	5.3	9.4	4.0	6.5
3-MDQ-SC (In-line)	581506	3/4" FNPT	1/2" MNPT	115	60	1/15	90	.8	7.8	18.0	700	650	590	475	—	4.9	11.4	3.9	9.3
• 3-MDQ-SC (In-line)	581516	3/4" FNPT	1/2" MNPT	230	50	1/25	60	.3	5.4	12.5	585	540	450	185	—	4.9	11.4	3.9	9.3
3-MDQX-SC (In-line)	581507	1" FNPT	1" MNPT	115	60	1/15	100	.9	6.1	14.0	1100	1000	875	590	—	5.3	11.9	4.0	9.3
• 3-MDQX-SC (In-line)	581517	1" FNPT	1" MNPT	230	50	1/15	100	.4	4.1	9.5	925	850	680	—	—	5.3	11.9	4.0	9.3
4-MDQ-SC (In-line)	582506	1" FNPT	1/2" MNPT	115	60	1/10	150	1.3	10.5	24.3	850	810	765	680	330	5.0	10.6	5.5	10.3
4-MDQX-SC (In-line)	582507	1" FNPT	1" MNPT	115	60	1/10	145	1.3	7.4	17.0	1325	1225	1080	800	—	5.3	11.0	5.5	10.5
TE-5.5-MDQ-SC* (In-line)	585514	1" FNPT	3/4" MNPT	115	60	1/2	445	4.6	20.0	44.0	2250	2200	2100	1900	1680	7.0	15.3	8.8	35.0
				230	50	1/2	445	2.5	13.2	30.5	1800	1725	1650	1550	1140				

• 230VOLT, 50HZ OPERATION ONLY * Pump power cord not provided. Other models listed have 6' power cords.

Legend: FNPT = Female National Pipe Thread
MNPT = Male National Pipe Thread
OD = Outside Diameter

Little Giant Pump Company

P.O. Box 12010 • Okla. City, OK 73157-2010
3810 N. Tulsa • Okla. City, OK 73112-2935
Phone: 405.228.1204
Fax: 888.269.8458



www.LittleGiant.com