

Little GIANT[®] Pump Company

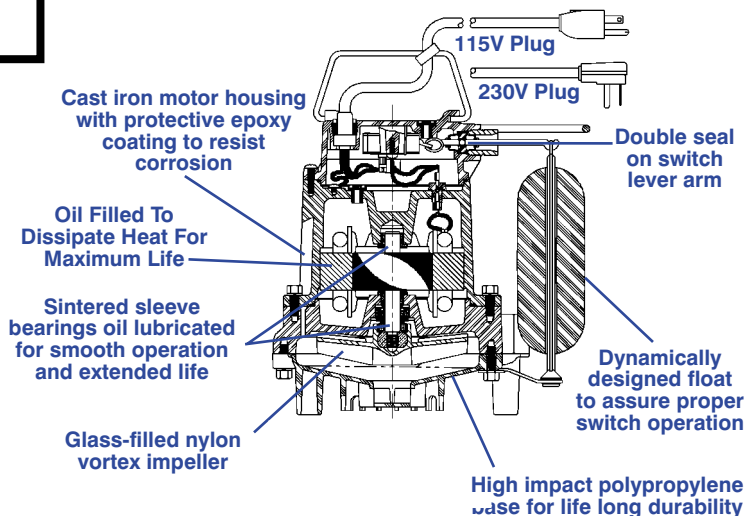
**Eliminator Series
Sump/Effluent Pumps**

6E-CIA-SFS



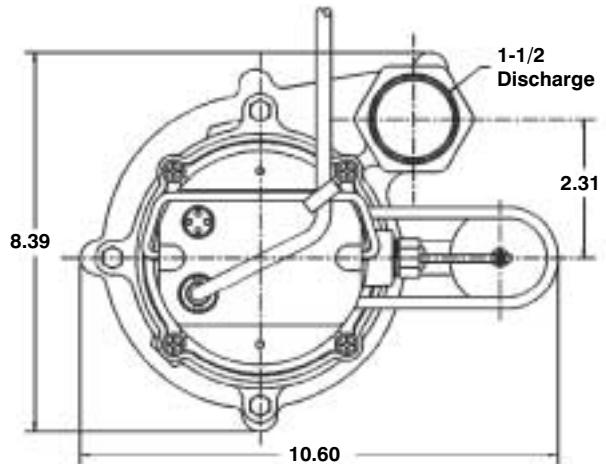
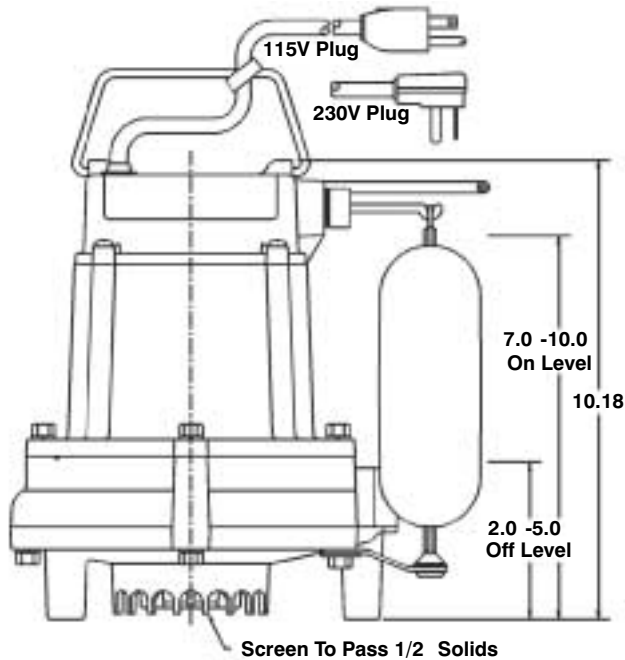
Features

- Handles liquid and solid waste materials up to 1/2" diameter
- Cast iron pump housing with protective epoxy coating for corrosion and rust resistance
- Oil-filled motor housing for lifetime lubrication and rapid heat dissipation
- 1/3 hp Shaded Pole Motor
- Stainless steel screws, bolts and handle
- Mechanical seals (stainless steel spring, nitrile parts, carbon and ceramic faces)
- Bearings: upper and lower sintered sleeve bearings
- Thermal overload protection
- Automatic operation has 7"-10" "On" level range and 2"-5" "Off" level range
- Integral Snap Action Float Switch
- All models are UL and CSA listed



Little Giant Pump Co.

6E-CIA-SFS SUMP/EFFLUENT PUMP

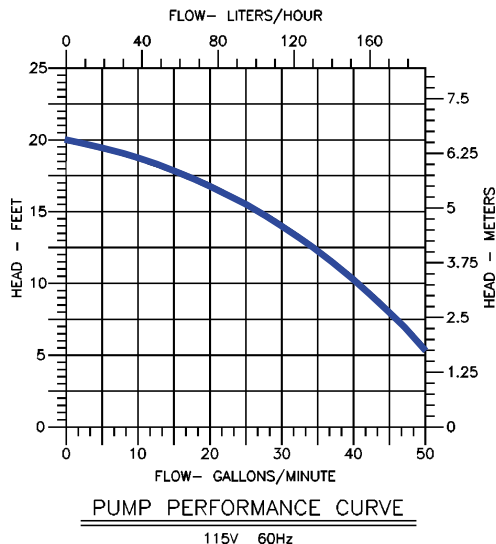


Specifications

MODEL NO.	ITEM NO.	LISTING	HP	VOLTS	SOLIDS (DIA.)	RUNNING AMPS/WATTS	PERFORMANCE (GPM @ HEAD)			SHUTOFF (FT.)	P.S.I.	PWR CORD (FT.)	WEIGHT (LBS)	DIMENSIONS (H x L x W in.)
							5'	10'	15'					
6E-CIA-SFS	506700	UL/CSA	1/3	115	1/2"	10/750	50	42	27	20'	8.7	10	27	10.18 x 10.60 x 8.39
6E-CIA-SFS	506701	UL/CSA	1/3	115	1/2"	10/750	50	42	27	20'	8.7	25	28	10.18 x 10.60 x 8.39
6E-CIA-SFS	506720	UL/CSA	1/3	230*	1/2"	4.8/890	50	42	27	20'	8.7	15	28	10.18 x 10.60 x 8.39

*50/60 HZ. Performance Data Based on 60 Hz.

SFS - Snap Action Float Switch



Construction

Cover	Polycarbonate
Motor Housing	Epoxy Coated Cast Iron
Impeller Material	Nylon
Impeller Type	Vortex
Volute	Epoxy Coated Cast Iron/Polypropylene
Power Cord	SJTW-A
Mechanical Shaft Seal	Nitrile with carbon and ceramic faces
Fasteners	Stainless Steel
Shaft	Cold Rolled Steel
Bearings	Upper and lower sintered sleeve bearings

For technical advice or service please take your pump into your local pump service center.
To order pump or parts or for pricing please go to the following links :

[Little Giant Pumps Home >>](#)

[Little Giant Pumps stock list >>](#)