

Little GIANT[®]

3E-12N SERIES



Features

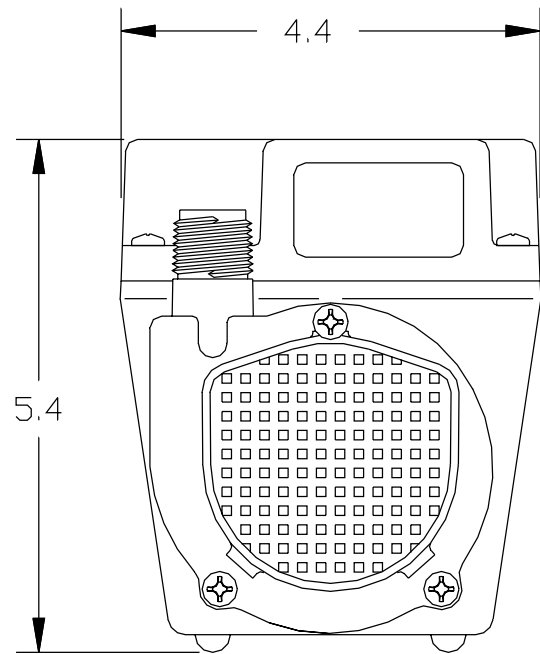
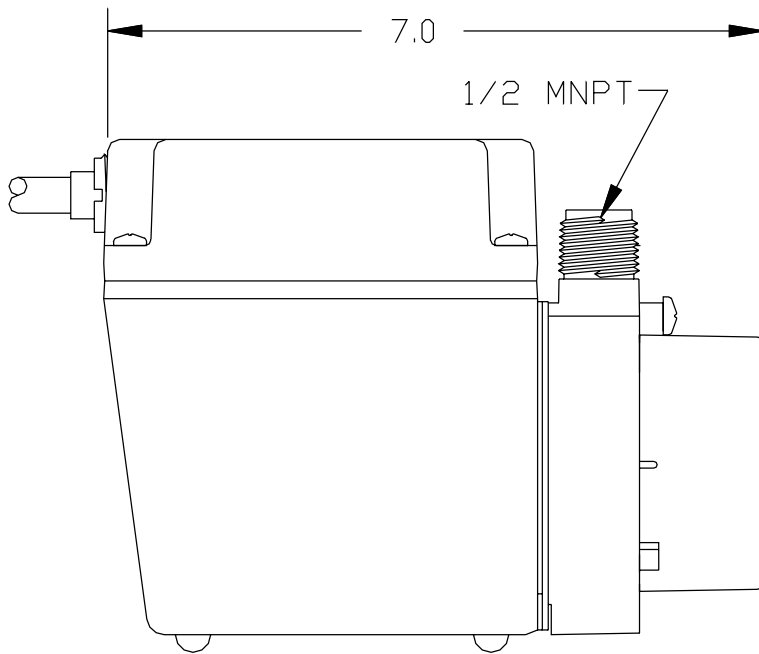
- For submersed or in-line use
- Epoxy coated die-cast aluminum housing
- Oil-filled motor
- 17.3' maximum lift
- 200 watts
- 1/2" MNPT discharge (accepts 3/4" I.D. tubing)
- Thermal overload protection

Construction

- Motor — 1/15 HP oil filled
- Maximum Flow Rate — 500 GPH @ 1'
- Maximum Head — 17.3'
- Intermittent Liquid Temp. up to — 120°F
- Intake — 1/2" FNPT
- Discharge — 1/2" MNPT
- Housing — Epoxy coated cast aluminum
- Cover — Epoxy coated cast aluminum
- Volute — Nylon
- Impeller — Nylon
- Shaft Seal — Triple-lip Viton[®]
- Screen — Polypropylene

Dual purpose oil-filled pump that may be used totally submersed or in-line (fed with pipe or hose). For commercial, industrial and home applications including statuary fountains, water displays, air conditioners, machine tool coolants, and many other applications where liquid must be transferred or recirculated. This compact 500 GPH pump features a 1/2" MNPT discharge and 17.3' shut-off head capability.

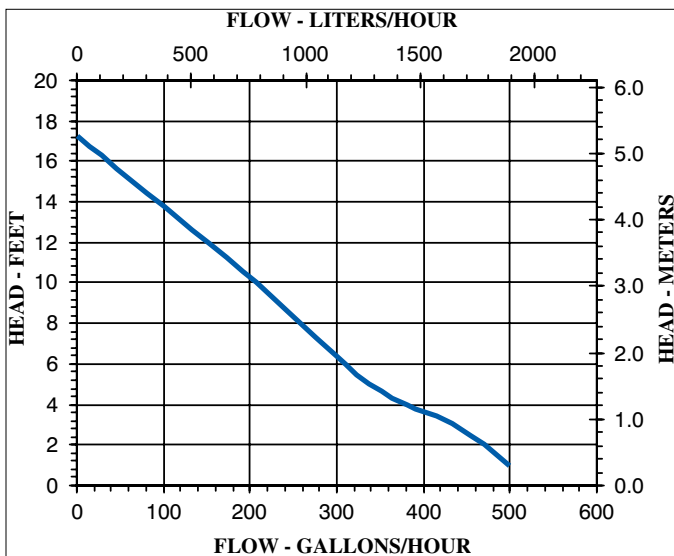
3E-12N SERIES



Specifications

Model No.	Item No.	Discharge Size	Intake Size	Listing(s)	HP	Volts	Hertz	Amps	Watts	Performance (GPH@Head)				Shutoff		Cord Length (ft.)	Weight (lbs.)
										1'	3'	5'	10'	Ft.	P.S.I.		
3E-12N	503103	1/2" MNPT	1/2" FNPT	UL	1/15	115	60	3.2	200	500	435	337	210	17.3	7.5	6	8.00
*3E-12N	503403	1/2" MNPT	1/2" FNPT	UL	1/15	115	60	3.2	200	500	435	337	210	17.3	7.5	6	8.00
3E-12N	503500	1/2" MNPT	1/2" FNPT		1/15	127	60	3.2	200	500	435	337	210	17.3	7.5	6	8.00
3E-12NT	503186	1/2" MNPT	1/2" FNPT	UL/CSA	1/15	115	60	3.2	200	500	435	337	210	17.3	7.5	10	8.25

*Black



Replacement Parts

Volute	103330 (103375, black)
Impeller	103437
Screen	102909 (102376, black)
Gasket	103601