The product, i.e. concept, design and construction, is the property of Johnson Pump AB

article number 10-24139 pump F7B-9

Pump nr / Pump no.	Pump typ / Pump type	Pumphus / Body Nr. / No.	Ganga / Thread G (1)	Kam / Cam Nr. / No.	Starlek / Size (2)	Skruv / Screw (15)	Kugghjul / Gear (25)	Kil / Key (26)	Brickа / Washer (27)	Mutter / Nut (28)	Märkning på lock / Mark on endcove
10-24139-1	F7B-9	01-21862-2	ISO 7/1 - Rp 1	01-42679	1/1	05-04-107	-	-	-	-	Pumptyp + pump nr + tillv.år + vecka / Pump type + pump no + man. year + wee
10-24139-2	F7B-903			01-42442	2/3	05-04-144					
10-24139-3	F7B-9			01-42679	1/1	05-04-107	01-35200	05-03-119	05-02-511	05-05-510	
10-24139-4	F7B-903			01-42442	2/3	05-04-144					
10-24139-5	F7B-9	01-21862-4	1 - 11 1/2 NPTF	01-42679	1/1	05-04-107	01-35200	05-03-119	05-02-511	05-05-510	
10-24139-7	F7B-9										

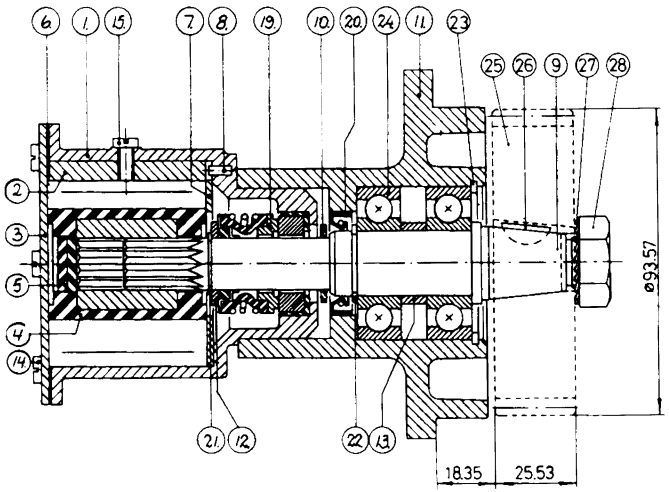

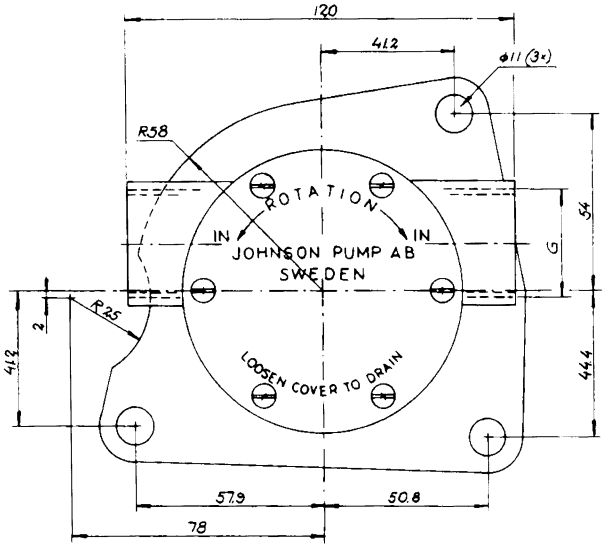

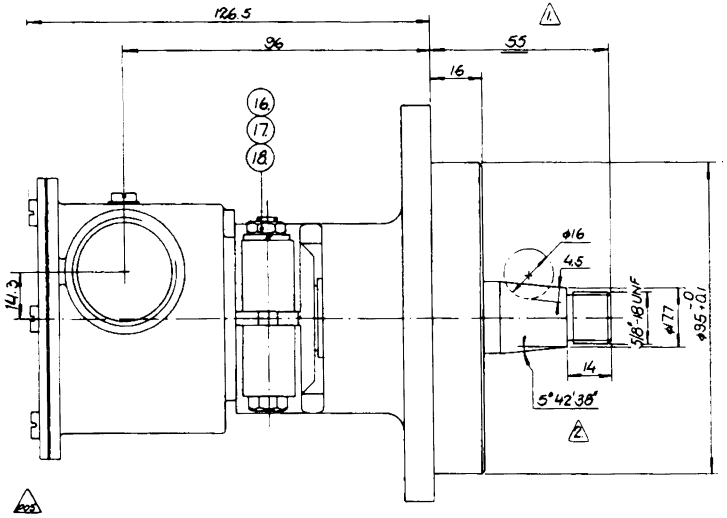

Part No. Det. nr	Nos. Antal	Description Benämning	Material	Dimension	Draw No Ritn nr
Nut	28	1	Mutter		See table
Washer	27	1	Bricka		See table
Key	26	1	Kil		See table
Gear	25	1	Kugghjul		See table
Ball bearing	24	2	Kullager	6204	05-08-117
Retaining ring	23	1	Låsring	SgH 47	05-34-117
Retaining ring	22	1	Låsring	SgA 20	05-34-107
Retaining ring	21	1	Låsring	SgA 16	05-34-105
Lipseal	20	1	Läppätätning	20×32×7	05-29-122
Mech. seal	19	1	Mek. tätning		05-20-115
Nut	18	1	Mutter	1/4"-20 UNC	05-05-115
Washer	17	1	Bricka	ø6.5	05-01-115
Screw	16	1	Skruv	1/4"-20 UNC	05-04-105
Screw	15	1	Skruv		See table
Screw	14	6	Skruv	M 10-32 UNF×8	05-04-117
Spacer	13	1	Distanshylsa		01-45323
Washer	12	1	Bricka		01-45174
Bearing house	11	1	Lagerhus		01-24141
Slinger	10	1	Kastarring		01-42402
Shaft	9	1	Axel		01-46324
Pin	8	1	Stift		01-42400
Wearplate	7	1	Sliitbricka		01-42443
Gasket	6	1	Packning		01-42445
Rubberwasher	5	2	Gummibricka		01-42446
Impeller	4	1	Impeller		08-1028 B
Endcover	3	1	Lock		01-42441
Cam	2	1	Kam		See table
Body	1	1	Pumphus		See table

Rev. No Ändr nr	Revision Ändring	Date Datum	Sign
003 P06	Ändring av lockmärkning	950627	RJ
761 P05	10-24139-7 ny. Pumptypsang ändrad	930527	RJ DR
236 P04	10-24139-5, 01-21862-4 till	890310	TE
3	10-24139-3 och -4 tillkommit	83-12-13	LS
2	5°42'38" var 5.5°	32.83	JL
1	55 var 56.4		

This drawing is the property of JP. Protected in accordance with prevailing law. Denna ritning är JP:s egendom. Skyddad enligt gällande lag.

Tolerance unless otherwise noted: Tolerans där ej annat angivits. Unmachined surface: Obearbetade ytor ±1T 17/2. Machined surface: Bearbetade ytor ±1T 14/2.

Sharp edges broken. Skarpa kanter brytes. Burrs not permitted. Grader tillåts ej.

Radius unless otherwise noted: Radie där ej annat angivits.

Rated: Datum 15.10.1979 Sign JL

JOHNSON PUMP AB, ÖREBRO SWEDEN, Tel. 019/11 95 50

Title / Titel: Johnson Impellerpump Type F7B-9 10-24139

Scale / Skala 1:1

Draw No / Ritn nr 10-24139/P06

JOHNSON PUMP

Engine cool