



# ***Fish Box Evacuation Pump***

## **Introducing the Fish Box Evacuation Pump**

- 360° rotating head for flexible installation
- 1-1/2" (38mm) ports allow for easy passage of particulates
- Capable of extensive dry running
- Compact and simple design
- Filter-less design
- Quiet running
- Corrosion-resistant parts
- Complies with USCG 183.410 and ISO 8846 MARINE (ignition protection)



The NEW Fish Box Evacuation Pump is perfect for emptying a fishbox after a day's fishing. Typically the fish box is not only used for storing the day's catch but very often is used as a cooler for supplies. This means that there can be all manner of debris left in the bottom of the fish box at the end of the day. This 5GPM (19LPM) self-priming pump with 1-1/2" (38mm) ports is designed for passing typical debris, such as bait residue, particles of ice, fish scales, etc. Its dry-running capabilities and the 360° rotatable head allow this pump to be mounted in almost any position in the boat, allowing for total flexibility.



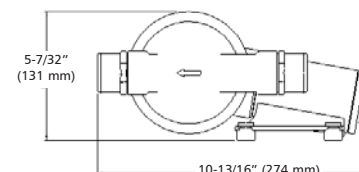
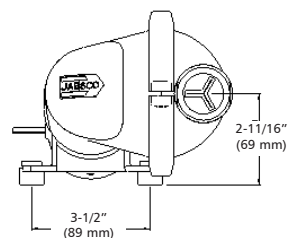
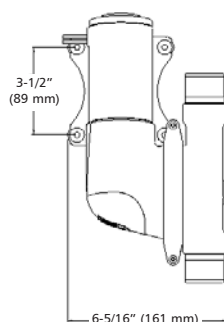
### **Specifications**

<b>Model</b>	<b>Description</b>	<b>Voltage</b>	<b>Amp Draw</b>	<b>Fittings</b>	<b>Flow</b>	<b>Head</b>
50900-1000	Fish Box Evacuation Pump	12 Volts	15A	1-1/2" (38mm)	5 gpm (19 lpm)	10 ft (3m)
50900-1100	Fish Box Evacuation Pump	24 Volts	7A	1-1/2" (38mm)	5 gpm (19 lpm)	10 ft (3m)

**Jabsco**



## Dimensional Drawings Inches (mm)



### Explanation of Fish Box Installation

Fish boxes are typically mounted into the floor of the vessel and are very often below or only partially above the waterline. Bait residue, particles of ice, fish scales and anything else that could potentially be found in the Fish-Box will be easily passed by the Jabsco Fish Box Pump, and the self-priming capabilities are perfect for fish box installations common to many of today's sport fishing boats.

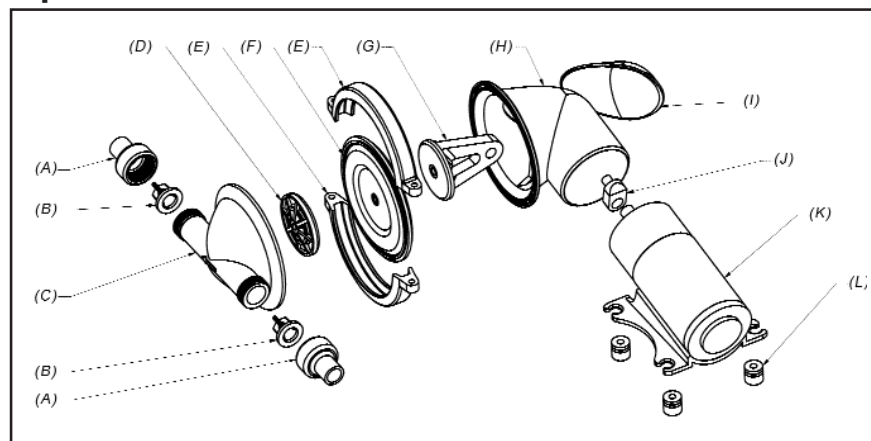


### Explanation of Livewell Installation

Very often the livewell tank will be above the waterline of the boat; when this is the case gravity can be used to empty the livewell tank. If not installed in this format, then it is beneficial to use the Jabsco Fish Box pump for evacuation due to its self-priming capabilities and also its ability to pass large particles of debris, such as remains of bait or fish scales.



### Exploded View



### Key

- A 1-1/2" (38mm) ports
- B Joker valves
- C Pump chamber
- D Diaphragm plate
- E Diaphragm clamps
- F Diaphragm
- G Connecting rod
- H Motor / Diaphragm bracket
- I Bracket cover
- J Crank
- K Motor and gearbox
- L Rubber mounting feet

Jabsco

www.jabsco.com

#### USA

Jabsco  
1 Kondelin Road  
Gloucester, MA 01930  
Tel: 978 281 0440  
Fax: 978 281 2619

#### UK

Jabsco  
Bingley Road, Hoddesdon  
Hertfordshire EN11 0BU  
Tel: +44 (0) 1992 450145  
Fax: +44 (0) 1992 467132

#### CANADA

Fluid Products Canada  
55 Royal Road  
Guelph, Ontario N1H 1T1  
Tel: 519 821 1900  
Fax: 519 821 2569

#### JAPAN

NHK Jabsco Company Ltd.  
3-21-10, Shin-Yokohama  
Kohoku-Ku, Yokohama, 222  
Tel: 045 475 8906  
Fax: 045 475 8908

#### GERMANY

Jabsco GmbH  
Oststrasse 28  
22840 Norderstedt  
Tel: +49-40-53 43 73 -0  
Fax: +49-40-53 53 73 -11

#### ITALY

Jabsco Marine Italia S.r.l.,  
Via Tommaso, 6,  
20059 Vimercate, Milano  
Tel: +39 039 6852323  
Fax: +39 039 666307

Warranty: All products of the company are sold and all services of the company are offered subject to the company's warranty and terms and conditions of sale, copies of which will be furnished upon request. The information provided herein is for guidance only, it does not constitute a guarantee of performance or specification of any individual product or component.