



# Model 34754-0000

## 3" FLEXMOUNT BLOWER 115 VOLT AC

### FEATURES

- Tough Reinforced Plastic Housing
- Continuous-Duty Motor With Thermal Overload Protector
- Mounts To Any Flat Surface
- Slip-On Inlet Ducting Connection
- Efficient High Volume Airflow
- Low Current Draw
- Corrosion-Resistant Materials Throughout

### SPECIFICATIONS

<b>Airflow:</b>	100 ft <sup>3</sup> /min. (2,8 m <sup>3</sup> /min.)
<b>Voltage:</b>	115 Vac
<b>Fuse Size:</b>	0.75 Amp AGC (optional)
<b>Weight:</b>	5 lb (2,3 kg)



**Explosion hazard. Motor can spark.  
Explosion & death can occur.  
Do not use where flammable vapors are present.**

### APPLICATIONS

The Jabsco 115 Vac blower is ideal for ventilating cabin odors which may be present in galleys, heads or locker areas. It may also be used for engine room ventilation on vessels with diesel powered engines only. **THIS BLOWER IS NOT IGNITION PROTECTED. DO NOT USE TO EXHAUST FLAMMABLE VAPORS SUCH AS GASOLINE FUMES OR MOUNT IN AN AREA WHICH MAY CONTAIN FLAMMABLE VAPORS.** The blower is also suitable for general air circulation when 115 Vac power consumption is preferred.

### INSTALLATION

**MOUNTING:** Mount blower on flat bulkhead surface in highest part of compartment free from spray or deck wash. Blower may be rotated in mounting bracket to facilitate the shortest route of ducting. Use a suitable discharge fitting so that static pressure of blower will not be affected by change in wind direction.

Jabsco ventilator intake screen No. 34764-0000 provides a safe and attractive protected inlet.

**NOTICE:** Blower should be mounted away from extreme heat (more than 130°F) to prevent distortion of blower wheel or housing.



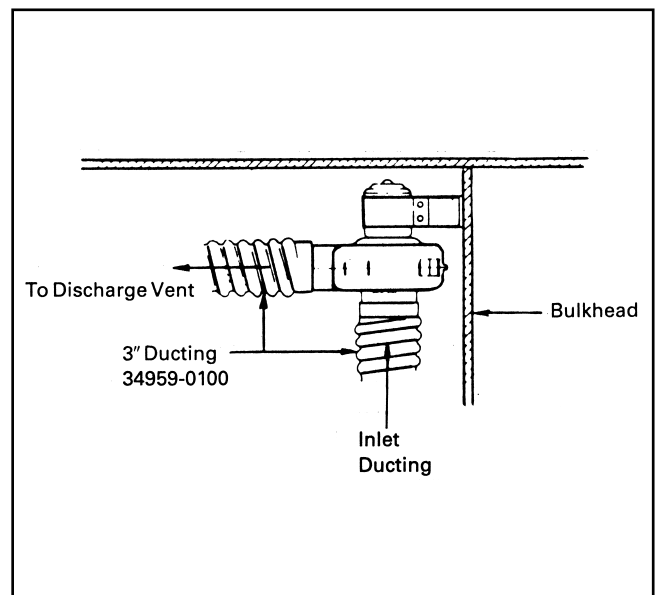
Model 34754-0000

**WIRING:** All wiring should be done by a qualified electrician and conform with USCG regulations. A minimum of 16 gauge THW wire should be used for lengths of up to 50 feet from the power source. The ungrounded (black) conductor may include a 0.75 Amp AGC fuse installed near the power source to protect the circuit.

A switch of minimum 5 Amp rating may also be installed in ungrounded conductor (between fuse and blower) to control blower operation. The neutral conductor (white) should be connected directly from the neutral buss to the blower motor.

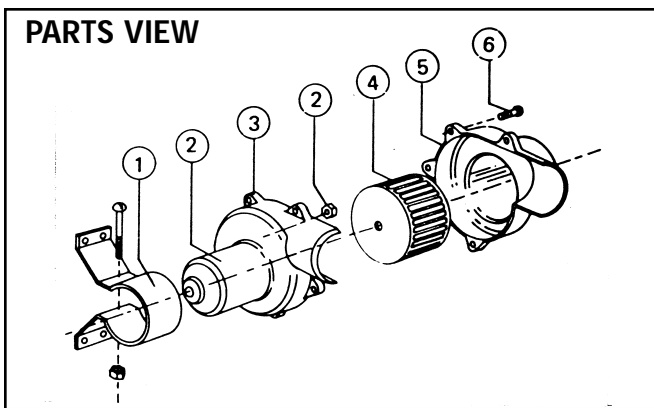
A separate ground wire (green) should be secured to the grounding wire riveted to the motor case and connected to the vessel's common ground.

### INSTALLATION DRAWING



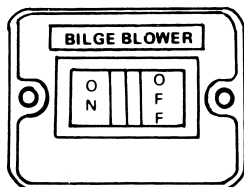
**PARTS LIST**

Key	Part Description	Part Number	Qty.
1	Bracket Assembly (includes screw & nut)	43990-0050	1
2	Motor Kit	34848-0010	1
3	Blower Housing	35772-0000	1
4	Blower Wheel	34742-0001	1
5	Blower Housing	35773-0000	1
6	Screw 8x5/8 SS Self Tapping Pan Head	35508-0000	5



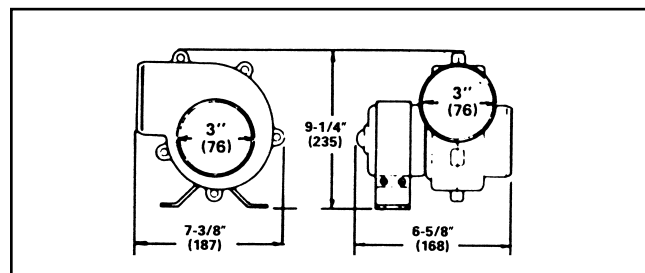
**MARINE SWITCH PANELS**

44960-0003 Unlighted SPST



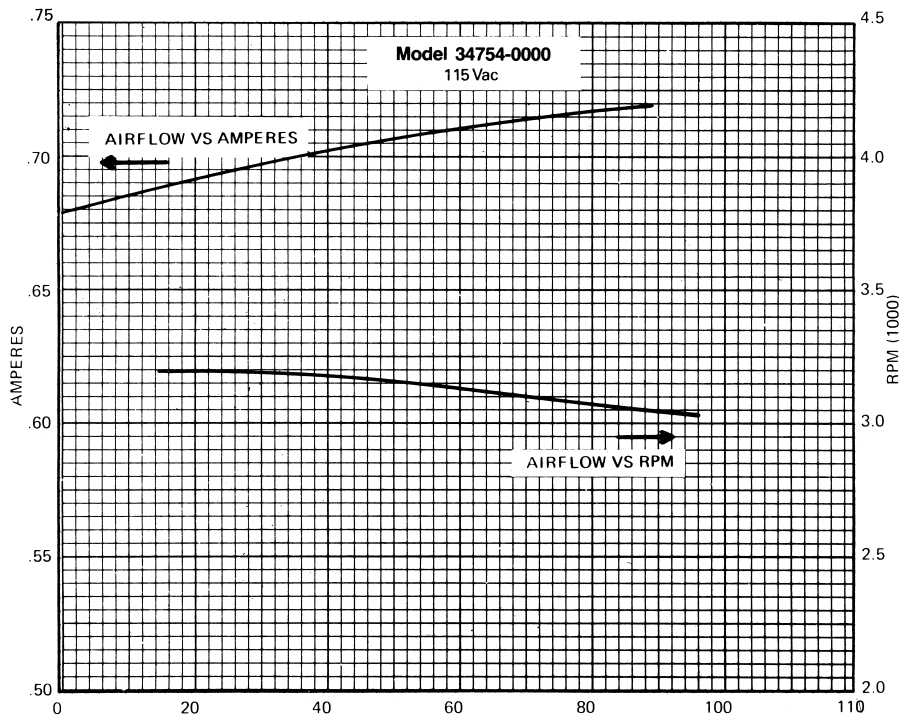
**DIMENSIONAL DRAWING**

(Millimeters)



MODEL 34754-0000

115 Vac



Jabsco



THE PRODUCTS DESCRIBED HEREIN ARE SUBJECT TO THE JABSCO ONE YEAR LIMITED WARRANTY, WHICH IS AVAILABLE FOR YOUR INSPECTION UPON REQUEST.

U.S.A.  
Jabsco  
1485 Dale Way, P.O. Box 2158  
Costa Mesa, CA 92628-2158  
Tel: (714) 545-8251  
Fax: (714) 957-0609

UNITED KINGDOM  
Jabsco  
Bingley Road, Hoddesdon  
Hertfordshire EN11 0BU  
Tel: +44 (0) 1992 450145  
Fax: +44 (0) 1992 467132

CANADA  
Fluid Products Canada  
55 Royal Road  
Guelph, Ontario N1H 1T1  
Tel: (519) 821-1900  
Fax: (519) 821-2569

JAPAN  
NHK Jabsco Company Ltd.  
3-21-10, Shin-Yokohama  
Kohoku-Ku, Yokohama, 222  
Tel: 045-4758906  
Fax: 045-475-8908

GERMANY  
Jabsco GmbH  
Oststrasse 28  
22844 Norderstedt  
Tel: +49-40-53 53 73 -0  
Fax: +49-40-53 53 73 -11