


JABSCO®

Self-Priming Pumps

High Demand Water Pressure System

Models: 18800-4000 12 v D.C.
 18800-4001 32 v D.C.
 18800-4002 115 v A.C.

"Deck-Wash" Series Product Data



FEATURES

- Bronze Pump Head and Fittings
- Heavy Duty Neoprene Impeller
- Ports are 3/4" Bronze Hose Barb
- Prepressurized Pneumatic Accumulator Tank
- Automatic Pressure Switch
- High Capacity; Compact Size

SPECIFICATIONS

Flow:	12 U.S. G.P.M. @ 0 P.S.I.	40 Litres/Min. @ 100 k Pa
Cut-In Pressure:	20 psi Nominal	140 k Pa
Cut-Out Pressure:	33 psi Nominal	230 k Pa
Vert. Dry Suction Lift:	10 ft.	3 m
Ports:	3/4" 19mm Bronze Hose	
Shipping Weight:	35 lbs.	16 kg

APPLICATION/PERFORMANCE

The Jabasco Deck-Wash Series Automatic Water Systems are designed for the larger pleasure boat and the commercial vessel requiring up to 12 gallons per minute, to service multiple fixtures. The integral pneumatic pressure tank minimizes rapid cycling and yields smooth flow.

The self-priming Jabasco, flexible impeller bronze pump in conjunction with the bronze check valve assures fast priming and holding of static system pressure.

old 18800-1000 →

REGULATIONS

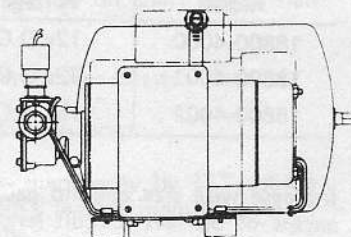
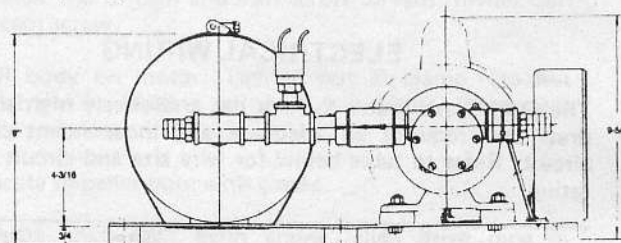
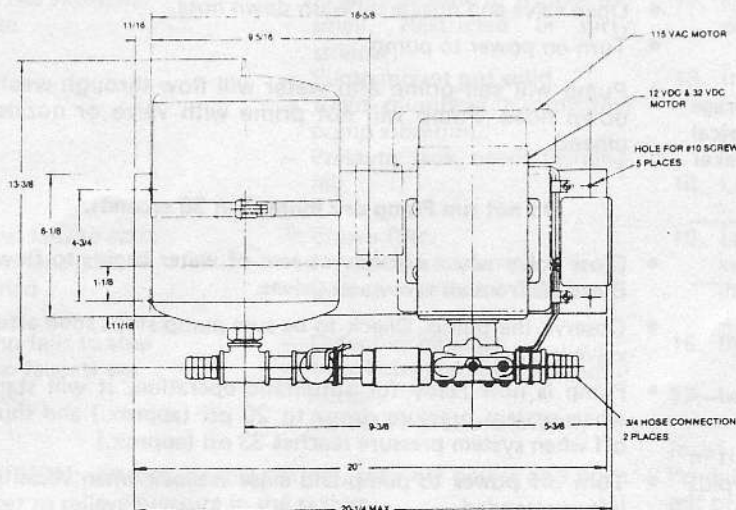
Meets Title 33, Chapter I, Part 183, Subpart I, United States Coast Guard Electrical Regulations, including paragraph 183.410 concerning ignition protection.

STANDARD MODELS

Model	Voltage	Amps	Fuse*	Fuse Quantity
18800-4000	12v D.C.	25-45	3AG/AGC25	2
18800-4001	32v D.C.	9-17	3AG/AGC20	1
18800-4002	115v A.C.	5	None	—

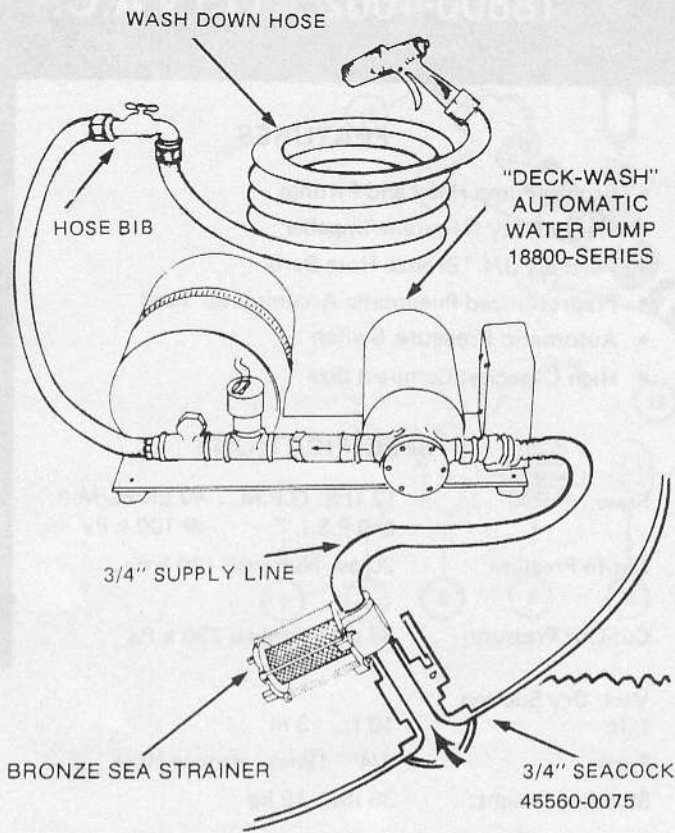
*Fuse block is located inside the electrical hook up box. See Wiring Diagram.

DIMENSIONAL DRAWING



MODEL 18800-4000 DECK-WASH

PLUMBING



MOUNTING

The Deck-Wash is self-priming. Mount above or below the water line on a solid surface using the five (5) rubber feet supplied. The mounting surface need not be level.

PLUMBING TANK TO PUMP

Supply Line must be 3/4" I.D. non-collapsible or reinforced hose. The seacock and plumbing fittings must have 3/4" (19mm) I.D. (inside diameter). A bronze sea strainer with 3/4" hose fittings should be installed to protect check valve from debris. Maximum supply line length should be limited to 20 feet (6m). Intake strainer should be mounted above the water line. Double clamp all connections.

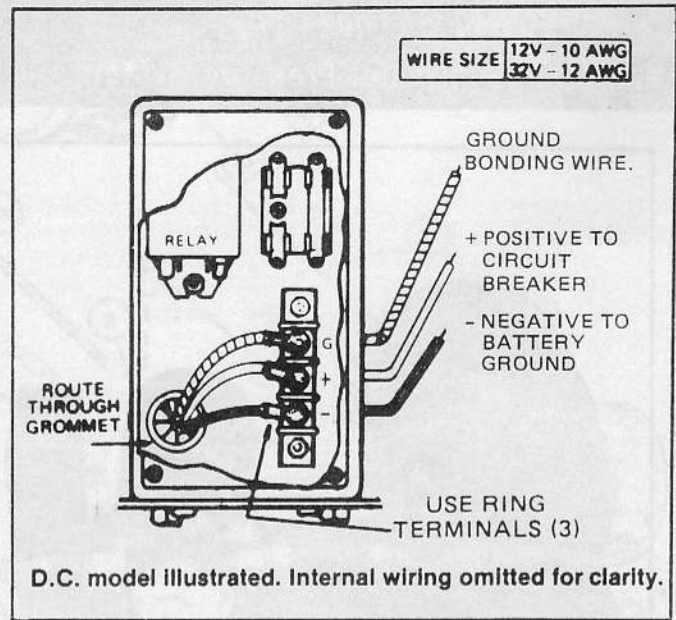
ELECTRICAL WIRING

The Deck-Wash Water System has a relatively high amperage draw and requires an adequate and independent electrical circuit. Refer to table below for wire size and circuit breaker rating.

Model	Voltage	Wire AWG	Circuit Breaker
18800-4000	12v D.C.	10	50
18800-4001	32v D.C.	12	20
18800-4002	115v A.C.	16/3	15

Increase wire size beyond gauge recommended for circuit in excess of 50 feet (circuit length equals positive (+) run plus negative (-) run).

WIRING



Remove cover from electrical hook-up box located next to pump motor. Referring to wiring diagram, feed properly sized wire through grommet in rear of box. Locate terminal block, cut wire to proper length and install ring terminals.

D.C. Models

- Install bonding system ground to top terminal.
- Install positive (+) lead from distribution panel to center terminal.
- Install negative (-) lead from battery ground to bottom terminal.

A.C. Models — prewired from the factory.

OPERATION

- Open seacock to pump inlet.
- Open valve and nozzle on wash down hose.
- Turn on power to pump.
- Pump will self-prime and water will flow through wash down hose. Pump will not prime with valve or nozzle closed.

Do not run Pump dry more than 30 seconds.

- Close valve when a steady stream of water begins to flow. Bleed air from all raw water valves.
- Observe the pump. Check to be sure pump stops soon after valve is closed.
- Pump is now ready for automatic operation. It will start when system pressure drops to 20 psi (approx.) and shut off when system pressure reaches 33 psi (approx.)
- Turn off power to pump and close seacock when vessel is left unattended.

For technical advice or service please take your pump into your local pump service center.
To order pump or parts or for pricing please go to the following links :

[Jabsco Pumps Home >>](#)

[Jabsco Pumps stock list >>](#)