



Model 16450 Series D100 Size

DRUM PUMP MOTORS 100 LITER PER MINUTE

FEATURES

- Rugged construction
- Self-aligning drive coupling
- Designed for use with gloved hands
- Built-in power switch safety guard
- 115V AC 50/60 Hz or 230V AC 50/60 Hz 1 \emptyset and CEE models
- U.S., British, and European electrical plug models
- Integral circuit breaker with manual reset standard
- Optional low voltage safety shut off with manual reset
- 20 foot oil resistant power cord

MOTOR SPECIFICATIONS

Motor Type:	115V AC 60 Hz 1 \emptyset 220V AC 50/60 Hz 1 \emptyset
Brushes:	Replaceable
Current:	5.8 Amps, 115V AC, 10,600 RPM, 600 Watts 2.7 Amps, 220V AC, 10,600 RPM, 540 Watts
Power Factor:	.92
Ambient Temperature:	40°-120°F (4°-53°C)
Duty Cycle:	Intermittent
Enclosure:	Weather protected, fan cooled
Weight:	7.5 lbs (3.4 kgs)

APPLICATIONS

The new and improved 16450 Series motors replace all older style 16420 Series motors and are compatible with all Jabsco D100 size drum pump tubes. Jabsco D100 size pumps quickly and easily transfer and dispense liquids from drums and tanks. Jabsco drum pump tubes are available in polypropylene, stainless steel, hygienic stainless steel, and Kynar to assure compatibility with most liquid chemicals.



Model 16450 Series

Tube sets come in a variety of lengths to accommodate most standard containers. Not for use with flammable liquids or in explosive environments. For more information, please refer to the data sheets listed below.

D100 PUMP TUBESETS FOR USE WITH 16450 SERIES MOTORS

Series	Tube Material	Data Sheet No.
16400	Polypropylene	43000-0572
16410	Stainless Steel	43000-0573
16520	Kynar	43000-0586
16510	Stainless Steel Hygienic	43000-0585


D100 size pump tubes are available in four lengths: 27, 35, 40 and 47 inches, and 0.7, 1.0 and 1.2 meters respectively.


Model No.	Power	Options	Plug	CEE
16450-0115	115 VAC 60 Hz \emptyset 1	CB	US	No
16450-1115	115 VAC 60 Hz \emptyset 1	CB, LV	US	No
16450-2115	115 VAC 60 Hz \emptyset 1	CB, LV, CE	US	Yes
16450-4115	115 VAC 60 Hz \emptyset 1	CB, LV, CE	None	Yes
16450-0220	230 VAC 50/60 Hz \emptyset 1	CB	None	No
16450-3220	230 VAC 50/60 Hz \emptyset 1	CB, LV, CE	EU	Yes
16450-2220	230 VAC 50/60 Hz \emptyset 1	CB, LV, CE	UK	Yes


OPERATION

SAFETY PRACTICES

Protective clothing, gloves and safety glasses should be worn when operating the Jabsco drum pump. All standard safety practices must be followed.

WARNING  **Jabsco 16450-Series motors are not explosion proof.** Do not use with flammable liquids or in an explosive environment. Serious injury or death may occur.

WARNING  **Hazardous voltage can cause severe injury or death.** Electrical power to the motor must be disconnected prior to assembly, disassembly or maintenance.

WARNING  **Sparks caused by static electric discharge may result in fire or explosion.** Drum pump motor and liquid container must be properly connected to earth ground.

Jabsco 16450 motors are weather protected and should not be submersed or exposed directly to water or other liquids. Electrical shock hazard may result.

MOTOR-TO-PUMP TUBE ASSEMBLY

Jabsco 16450 Series motors are compatible with all Jabsco D100 size drum pump tubes. Disconnect power from the drum pump motor prior to assembly, disassembly, or maintenance to avoid injury. Thread the pump tube mounting ring on to the threaded motor flange and hand tighten. The motor drive coupling will

automatically align itself to the pump shaft. Care should be taken if operating motor with pump tube as moving parts are exposed.

ELECTRICAL CONNECTION

Set the ON/OFF switch to the OFF position and secure the pump before connecting to a power source. Insure that voltage and frequency available correspond to the data on the motor label. Periodically inspect power cord and plug for cracks and abrasions. Replace if damaged.

Some Jabsco drum pump motors are supplied without plugs. An approved plug with earth ground must be installed by a competent electrician prior to use.

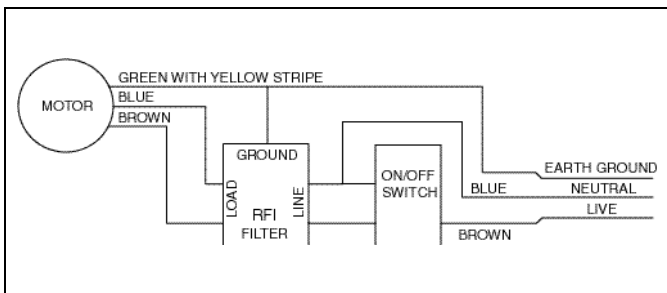
OPERATION

To dispense small amounts of fluid at lower flow rates, the power switch can be modulated short of its detent by the operator. Repeated momentary operation of the pump provides lower flow rates which can prevent splash and over-fill. For continuous operation depress the power switch fully into its detent. The pump will run continuously until switched OFF by the operator.

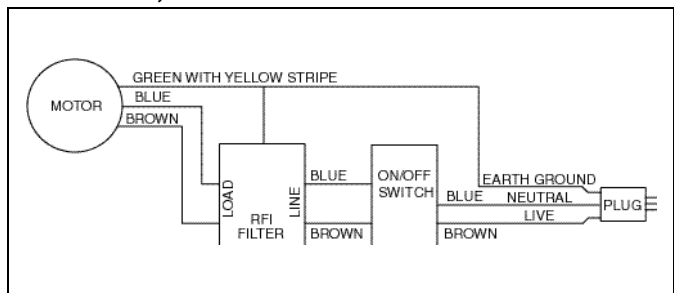
LOW VOLTAGE SAFETY PROTECTION (LV)

Jabsco drum pump motors can be factory equipped with a low voltage shut off device (LV). The LV circuit turns the motor off automatically if electrical power is reduced or lost for any reason. The pump will not resume operation when power is restored unless the LV circuit is reset by turning the power switch to OFF and then to ON. The LV safety circuit prevents the pump from turning ON automatically and/or unexpected when power is restored.

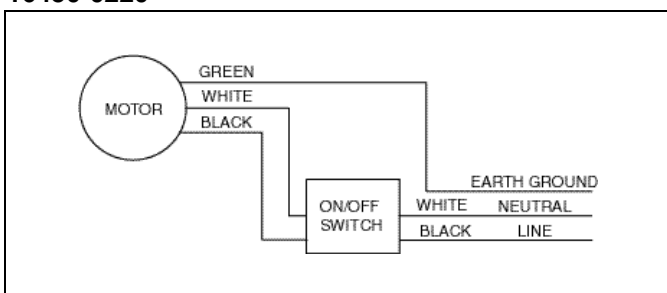
WIRING DIAGRAM
16450-4115



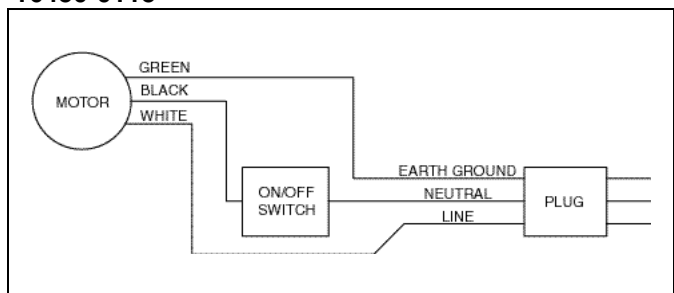
WIRING DIAGRAM
16450-3220, 2220



WIRING DIAGRAM
16450-0220



WIRING DIAGRAM
16450-0115



For technical advice or service please take your pump into your local pump service center.
To order pump or parts or for pricing please go to the following links :

[Jabsco Pumps Home >>](#)

[Jabsco Pumps stock list >>](#)