

# **SINGLE INLET BOTTLED WATER SYSTEM**



Model Shown BW1000A

## **FLOJET Single Inlet BW Series**

At just 6" x 8" the Flojet Single Inlet Bottled Water Dispensing System is the most compact system you can buy and it's the most affordable.

- Float Switch for Automatic Shut-Off.
- Built-in Check Valve.
- Universal Seal Cap.
- Easy Mounting.
- Upgrade Kits are Available.



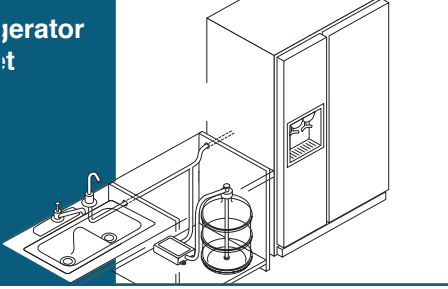
Appliance Controller Interface.  
Model shown BW1510A



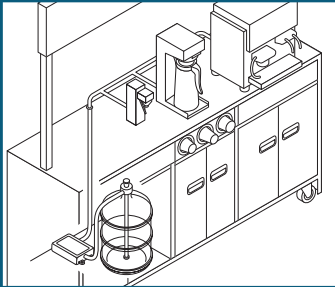
**FLOJET®**

**TYPICAL INSTALLATIONS**

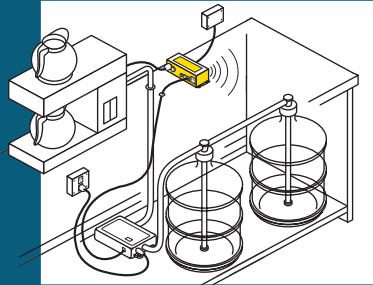
**Kitchen / Refrigerator  
with Single Inlet  
BW System**



**Coffee Cart / Kiosk  
with Single Inlet  
BW system**



**Coffee Cart / Kiosk  
with Dual Inlet BW  
System and  
Appliance Controller**



For more information on Flojet Appliance Controller, please reference form# F100-405 and form# F100-406 for the Dual Inlet system.

**KITS**

- Dual inlet suction kits (convert single inlet to dual inlet)  
PN# 21000633A
- Appliance Controller Interface kit (convert legacy models to A.C. Interface configuration) PN# 91006466A
- Single inlet suction hose replacement kit PN# 21000006B
- Appliance Controller PN# 91006467A
- Optional daisy chain (multi-hook up) 4-6 pin RJ-11 9' cable  
PN# 91006698A

**SPECIFICATIONS**

|                         |                           |
|-------------------------|---------------------------|
| <b>Voltage</b>          | 115 VAC & 230 VAC, 12 VDC |
| <b>Cycles</b>           | 50/60 Hz. for AC Models   |
| <b>Current</b>          |                           |
| 115 VAC                 | 0.50 Amps. Max.           |
| 230 VAC                 | 0.25 Amps. Max.           |
| 12 VDC                  | 3.0 Amps. Max.            |
| <b>Maximum Flow</b>     | 1.0 GPM (3.8 l/min.)      |
| <b>Maximum Pressure</b> | 40 PSI (2.8 bar)          |
| <b>Housing Material</b> | ABS                       |
| <b>Shipping Weight</b>  | 6.4 Lbs. (2.9 kg)         |

**DIMENSIONS**

|                    |                                                                      |
|--------------------|----------------------------------------------------------------------|
| <b>Control Box</b> | 3.0 in. H x 5.5 in. W x 7.5 in. D<br>(76.0 mm x 140.0 mm x 190.0 mm) |
|--------------------|----------------------------------------------------------------------|

**MODEL NUMBERS**

|                                                       |         |                              |
|-------------------------------------------------------|---------|------------------------------|
| <b>Single inlet</b>                                   |         |                              |
| BW1000A                                               | 115 VAC | 3.5 ft. (1 m) cord with plug |
| BW2000A                                               | 230 VAC | 3.5 ft. (1 m) cord stripped  |
| BW3000A                                               | 12 VDC  | 12 in. (30 cm) lead wires    |
| <b>Dual Inlet</b>                                     |         |                              |
| BW1020A                                               | 115 VAC | 3.5 ft. (1 m) cord with plug |
| BW2020A                                               | 230 VAC | 3.5 ft. (1 m) cord stripped  |
| BW3020A                                               | 12 VDC  | 12 in. (30 cm) lead wires    |
| <b>Dual Inlet with Appliance Controller Interface</b> |         |                              |
| BW1520A                                               | 115 VAC | 3.5 ft. (1 m) cord with plug |
| BW2520A                                               | 230 VAC | 3.5 ft. (1 m) cord stripped  |
| BW3520A                                               | 12 VDC  | 12 in. (30 cm) lead wires    |

**SPECIAL FEATURES**

- Float switch for automatic shut-off
- Built-in check valve to prevent back flow
- Universal seal cap fits most water containers
- Easy Installation
- 20' (6.1m) 0.250" (0.5cm) OD discharge hose included



**U.S.A**  
Flojet  
666 E. Dyer Road  
Santa Ana, CA 92705  
Tel: 714.557.4700  
Fax: 714.628.8478

**UNITED KINGDOM**  
Flojet  
Bingley Road, Hoddesdon  
Hertfordshire EN11 OBU  
Tel: + 44 (0) 1992 450145  
Fax: + 44 (0) 1992 467132

To locate a distributor near you,  
visit our website at [www.flojet.com](http://www.flojet.com)