

Close Coupled End Suction



1. RADIAL SPLIT CASING DESIGN

Casing is close grain iron of 30,000 p.s.i. minimum tensile strength. Back pull-out design eliminates the need to disturb piping should the pump ever require service - the casing stays in the line. Centerline discharge. Stud mounted casing assures positive alignment and allows rotation of discharge to eight different positions. Openings are provided for test gauges, for venting and for draining the pump.

2. ENCLOSED BRONZE IMPELLER

Enclosed bronze impeller is of latest hydraulic design for maximum efficiency. It is balanced for vibration free operation. Precision fit to shaft and double-locked with key and cap screw.

3. REPLACEABLE CASING WEAR RING

Prevents wear on casing and is easy to replace.

4. MECHANICAL SHAFT SEAL

Mechanical Shaft Seal is self-adjusting for temperatures up to 225°F (107°C) and pressures to 150 psi (1034kpa). Has ceramic seat and carbon seal faces for long trouble-free service. Special seals are available for higher temperatures and fluids other than water. Tapped opening is provided in the seal chamber for flushing seal faces.

MAXIMUM OPERATING CONDITIONS

Maximum Pumping Temperature*	225°F (107°C)
Maximum inlet Pressure	100 PSI (690kpa)
Maximum Case Working Pressure	200 PSI (1379kpa)

* FOR STANDARD BUNA-N SEAL

MATERIALS OF CONSTRUCTION

Part	Bronze Fitted	All Bronze	All Iron
Adapter	Cast Iron	Bronze	Cast Iron
Casing	Cast Iron	Bronze	Cast Iron
Casing Wear Ring	Bronze	Bronze	Steel
Shaft	Steel	Steel	Steel
Shaft Sleeve	Bronze	Bronze	#316 Stainless
Impeller	Bronze	Bronze	Cast Iron
Shaft Seal	Carbon-Ceramic SS - Buna-N	Carbon-Ceramic SS - Buna-N	Carbon-Ceramic SS - Buna-N

5. BRONZE SHAFT SLEEVE

Gasketed and keyed hook-type sleeve protects shaft wear and corrosion in seal area.

6. MOTORS

The standard Type JM motors supplied with these pumps offer the advantages of quiet operation, controlled shaft deflection for longer mechanical seal life and bearings sized to provide good service life. All motors are **supplied by** manufacturers providing field service facilities.

7. INTERCHANGEABILITY

The complete liquid end of any size pump is interchangeable between motors on close-coupled pumps and the BURKS power frames of comparable size providing inventory flexibility, plus an option for handling emergency service.

8. FACTORY TESTED

After careful assembly and inspection, EVERY pump is factory tested and will meet Hydraulic Institute standards.

FOR TEMPERATURES TO 500°F (260°C).

All models, with the exception of the G7-2-1/2 and all G9 series pumps are available in a Jacketed Seal Cavity design for pumping hot oil, hot water and heat transfer fluids in common use in high temperature heating or cooling applications. This feature greatly extends seal life in high temperature applications. To order, add suffix "MJ" to pump catalog number for temperatures below 400°F (204°C) and add suffix "MJK" to pump catalog number for temperatures over 400°F (204°C). Example: G6-1-1/2MJ. See Section on High Temperature Pumps for more information.

SUCTION & DISCHARGE SIZES

* SERIES	SUCTION (in)	DISCHARGE (in)
G6-1-1/2	2	1-1/2
G-2 & 2F	2-1/2	2
G6-2-1/2 & 2-1/2F	3	2-1/2
G7-2 & 2F	2-1/2	2
G7A-2 & 2F	2-1/2	2
G7-2-1/2 & 2-1/2F	3	2-1/2
G9-1-1/2	2	1-1/2
G9-2 & 2F	2-1/2	2
G9-2-1/2 & 2-1/2F	3	2-1/2
G9-3F & G9A-3F	4	3
G9-4F	5	4

*F Suffix Denotes ANSI 125# Flat Face Flanges



WARNING:

CANCER AND REPRODUCTIVE HARM -
WWW.P65WARNINGS.CA.GOV

Close Coupled End Suction



MODEL		HP	MOTOR FRAME SIZE	DISC NPT (in)	SUCT NPT (in)	DIMENSIONS IN INCHES													
1 Phase	3 Phase					A	AB	B	CP	D	DD	E	F	G	H	L	X	Y	
1750 & 1450 RPM																			
154G9-1½	3154G9-1½	1½	145JM	1½	2	7	8 15/16	6	17 1/16	3 1/2	5 13/16	2 3/4	5	3/8	1 1/32	9 3/4	9	3 1/16	
204G9-1½	----	2	182JM			8 3/4	9 7/8	5 3/4	18	4 1/2	5 13/16	3 3/4	4 1/2	1/2	1 3/32	10 1/2	9	3 1/16	
----	3204G9-1½	2	145JM			7	8 15/16	6	17 1/16	3 1/2	5 13/16	2 3/4	5	3/8	1 1/32	9 3/4	9	3 1/16	
304G9-1½	----	3	184JM			8 3/4	9 7/8	6 3/4	19	4 1/2	5 13/16	3 3/4	5 1/2	1/2	1 3/32	10 1/2	9	3 1/16	
----	3304G9-1½	3	182JM			8 3/4	9 7/8	5 3/4	18	4 1/2	5 13/16	3 3/4	4 1/2	1/2	1 3/32	10 1/2	9	3 1/16	
154G9-2	3154G9-2	1½	145JM	2	2 1/2	7	8 15/16	6	18 5/16	3 1/2	5 15/16	2 3/4	5	3/8	1 1/32	10 7/8	9 5/8	4	
204G9-2	----	2	182JM			8 3/4	9 7/8	5 3/4	19 1/4	4 1/2	5 15/16	3 3/4	4 1/2	1/2	1 3/32	11 5/8	9 5/8	4	
----	3204G9-2	2	145JM			7	8 15/16	6	18 5/16	3 1/2	5 15/16	2 3/4	5	3/8	1 1/32	10 7/8	9 5/8	4	
304G9-2	----	3	184JM			8 3/4	9 7/8	6 3/4	20 1/4	4 1/2	5 15/16	3 3/4	5 1/2	1/2	1 3/32	11 5/8	9 5/8	4	
----	3304G9-2	3	182JM			8 3/4	9 7/8	5 3/4	19 1/4	4 1/2	5 15/16	3 3/4	4 1/2	1/2	1 3/32	11 5/8	9 5/8	4	
504G9-2	3504G9-2	5	184JM	8 3/4	9 7/8	6 3/4	20 1/4	4 1/2	5 15/16	3 3/4	5 1/2	1/2	1 3/32	11 5/8	9 5/8	4			
304G9-2½	----	3	184JM	2 1/2	3	8 3/4	9 7/8	6 3/4	19 1/4	4 1/2	6 1/16	3 3/4	5 1/2	1/2	1 3/32	11 1/4	10 1/2	3 1/2	
----	3304G9-2½	3	182JM			8 3/4	9 7/8	5 3/4	18 3/4	4 1/2	6 1/16	3 3/4	4 1/2	1/2	1 3/32	11 1/4	10 1/2	3 1/2	
504G9-2½	3504G9-2½	5	184JM			8 3/4	9 7/8	6 3/4	19 1/4	4 1/2	6 1/16	3 3/4	5 1/2	1/2	1 3/32	11 1/4	10 1/2	3 1/2	
754G9-2½	----	7 1/2	215JM			10 3/8	11 1/16	8 3/4	22 11/16	5 1/4	6 1/16	4 1/4	7	3/8	1 3/32	12 3/8	10 1/2	3 1/2	
----	3754G9-2½	7 1/2	213JM			10 3/8	11 1/16	7 1/4	21 1/16	5 1/4	6 1/16	4 1/4	5 1/2	3/8	1 3/32	12 3/8	10 1/2	3 1/2	
3500 & 2900 RPM																			
----	350G9-1½	5	182JM	1½	2	8 3/4	9 7/8	5 3/4	18	4 1/2	5 13/16	3 3/4	4 1/2	1/2	1 3/32	10 1/2	9	3 1/16	
----	375G9-1½	7 1/2	184JM			8 3/4	9 7/8	6 3/4	19	4 1/2	5 13/16	3 3/4	5 1/2	1/2	1 3/32	10 1/2	9	3 1/16	
----	3100G9-1½	10	213JM			10 3/8	11 1/16	7 1/4	20 7/16	5 1/4	5 13/16	4 1/4	5 1/2	3/8	1 3/32	11 5/8	9	3 1/16	
----	3150G9-1½	15	215JM			10 3/8	11 1/16	8 3/4	21 15/16	5 1/4	5 13/16	4 1/4	7	3/8	1 3/32	11 5/8	9	3 1/16	
----	3200G9-1½	20	254JM			12	11 1/16	10 1/4	25 13/16	6 1/4	5 13/16	5	8 1/4	7/8	1 7/32	13 1/2	9	3 1/16	
----	3150G9-2	15	215JM	2	2 1/2	10 3/8	11 1/16	8 3/4	23 1/16	5 1/4	5 15/16	4 1/4	7	3/8	1 3/32	12 3/4	9 5/8	4	
----	3200G9-2	20	254JM			12	11 1/16	10 1/4	26 15/16	6 1/4	5 15/16	5	8 1/4	7/8	1 7/32	14 5/8	9 5/8	4	
----	3250G9-2	25	256JM			12	11 1/16	12	28 11/16	6 1/4	5 15/16	5	10	7/8	1 7/32	14 5/8	9 5/8	4	
----	3300G9-2	30	284JM			13 3/4	13	11 1/2	28 11/16	7	5 15/16	5 1/2	9 1/2	7/8	1 7/32	14 5/8	9 5/8	4	
----	3400G9-2	40	286JM			13 3/4	13	13	30 1/16	7	5 15/16	5 1/2	11	7/8	1 7/32	14 5/8	9 5/8	4	
----	3250G9-2½	25	256JM	2 1/2	3	12	11 1/16	12	28 5/16	6 1/4	6 1/16	5	10	7/8	1 7/32	14 1/4	10 1/2	3 1/2	
----	3300G9-2½	30	284JM			13 3/4	13	11 1/2	28 5/16	7	6 1/16	5 1/2	9 1/2	7/8	1 7/32	14 1/4	10 1/2	3 1/2	
----	3400G9-2½	40	286JM			13 3/4	13	13	29 13/16	7	6 1/16	5 1/2	11	7/8	1 7/32	14 1/4	10 1/2	3 1/2	
----	3500G9-2½	50	324JM			14 1/2	16 1/4	12 1/4	30 3/4	8	6 1/16	6 1/4	10 1/2	7/8	2 1/32	14 3/4	10 1/2	3 1/2	
----	3600G9-2½	60	326JM			14 1/2	16 1/4	13 3/4	31 3/4	8	6 1/16	6 1/4	12	7/8	2 1/32	14 3/4	10 1/2	3 1/2	

DIMENSIONS SHOWN ABOVE ARE APPROXIMATE MAXIMUM DIMENSIONS FOR STANDARD PUMPS EQUIPPED WITH ODP MOTORS.

Series: **G9-2F, G9-2½F, G9-3F, G9A-3F, 4G9-4F**

Dimensions with Flanged Casing



Close Coupled End Suction



DIMENSIONS IN INCHES																	
MODEL	MOTOR FRAME SIZE	DISC NPT (in)	SUCT NPT (in)	A	AB	B	CP	D	DD	E	F	G	H	L	O	X	Y
G9-2F	143JM	2	2½	7	8 ¹⁵ / ₁₆	5	15 ⁷ / ₈	3½	5 ¹⁵ / ₁₆	2¾	2	¾	1 ¹¹ / ₃₂	9 ¹ / ₁₆	7 ³ / ₁₆	8½	2 ¹ / ₁₆
	145JM			7	8 ⁸ / ₁₆	6	16 ⁷ / ₈	3½	5 ¹⁵ / ₁₆	2¾	2½	¾	1 ¹¹ / ₃₂	9 ¹ / ₁₆	7 ³ / ₁₆	8½	2 ¹ / ₁₆
	182JM			8¾	9 ⁷ / ₈	5¾	17 ¹³ / ₁₆	4½	5 ¹⁵ / ₁₆	3¾	2¼	½	1 ³ / ₃₂	10 ³ / ₁₆	9 ¹ / ₁₆	8½	2 ¹ / ₁₆
	184JM			8¾	9 ⁷ / ₈	6¾	18 ¹³ / ₁₆	4½	5 ¹⁵ / ₁₆	3¾	2¾	½	1 ³ / ₃₂	10 ³ / ₁₆	9 ¹ / ₁₆	8½	2 ¹ / ₁₆
	213JM			10 ⁹ / ₁₆	11 ¹ / ₁₆	7¼	20 ⁹ / ₁₆	5¼	5 ¹⁵ / ₁₆	4¼	2¾	5 ⁵ / ₈	1 ³ / ₃₂	11 ¹ / ₁₆	11	8½	2 ¹ / ₁₆
	215JM			10 ⁹ / ₁₆	11 ¹ / ₁₆	8¾	21 ⁵ / ₈	5¼	5 ¹⁵ / ₁₆	4¼	3½	5 ⁵ / ₈	1 ³ / ₃₂	11 ¹ / ₁₆	11	8½	2 ¹ / ₁₆
	254JM			12 ³ / ₈	11 ⁹ / ₁₆	10¼	25½	6¼	5 ¹⁵ / ₁₆	5	4½	7 ⁵ / ₈	1 ¹⁷ / ₃₂	13 ³ / ₁₆	13 ³ / ₁₆	8½	2 ¹ / ₁₆
	256JM			12 ³ / ₈	11 ⁹ / ₁₆	12¼	27¼	6¼	5 ¹⁵ / ₁₆	5	5	7 ⁵ / ₈	1 ¹⁷ / ₃₂	13 ³ / ₁₆	13 ³ / ₁₆	8½	2 ¹ / ₁₆
	284JM			13¾	13	11½	27¼	7	5 ¹⁵ / ₁₆	5½	4¾	7 ⁵ / ₈	1 ¹⁷ / ₃₂	13 ³ / ₁₆	14¾	8½	2 ¹ / ₁₆
	286JM			13¾	13	13	28¾	7	5 ¹⁵ / ₁₆	5½	5½	7 ⁵ / ₈	1 ¹⁷ / ₃₂	13 ³ / ₁₆	14¾	8½	2 ¹ / ₁₆
	324JM			14½	16¼	12¼	29 ⁹ / ₁₆	8	5 ¹⁵ / ₁₆	6¼	5¼	7 ⁵ / ₈	2 ¹ / ₃₂	13 ¹¹ / ₁₆	17 ¹ / ₈	8½	2 ¹ / ₁₆
	326JM			14½	16¼	13¾	30 ¹¹ / ₁₆	8	5 ¹⁵ / ₁₆	6¼	6	7 ⁵ / ₈	2 ¹ / ₃₂	13 ¹¹ / ₁₆	17 ¹ / ₈	8½	2 ¹ / ₁₆
G9-2½F	143JM	2½	3	7	8 ⁸ / ₁₆	5	16 ¹ / ₁₆	3½	6 ¹ / ₁₆	2¾	2	¾	1 ¹¹ / ₃₂	9 ⁵ / ₁₆	7 ³ / ₁₆	9¼	2 ¹ / ₁₆
	145JM			7	8 ⁸ / ₁₆	6	17 ¹ / ₁₆	3½	6 ¹ / ₁₆	2¾	2½	¾	1 ¹¹ / ₃₂	9 ⁵ / ₁₆	7 ³ / ₁₆	9¼	2 ¹ / ₁₆
	182JM			8¾	9 ⁷ / ₈	5¾	17 ⁷ / ₈	4½	6 ¹ / ₁₆	3¾	2¼	½	1 ³ / ₃₂	10 ³ / ₁₆	9 ¹ / ₁₆	9¼	2 ¹ / ₁₆
	184JM			8¾	9 ⁷ / ₈	6¾	18 ⁷ / ₈	4½	6 ¹ / ₁₆	3¾	2¾	½	1 ³ / ₃₂	10 ³ / ₁₆	9 ¹ / ₁₆	9¼	2 ¹ / ₁₆
	213JM			10 ⁹ / ₁₆	11 ¹ / ₁₆	7¼	20 ⁹ / ₁₆	5¼	6 ¹ / ₁₆	4¼	2¾	5 ⁵ / ₈	1 ³ / ₃₂	11½	11	9¼	2 ¹ / ₁₆
	215JM			10 ⁹ / ₁₆	11 ¹ / ₁₆	8¾	21 ³ / ₁₆	5¼	6 ¹ / ₁₆	4¼	3½	5 ⁵ / ₈	1 ³ / ₃₂	11½	11	9¼	2 ¹ / ₁₆
	254JM			12 ³ / ₈	11 ⁹ / ₁₆	10¼	25 ¹¹ / ₁₆	6¼	6 ¹ / ₁₆	5	4½	7 ⁵ / ₈	1 ¹⁷ / ₃₂	13 ³ / ₁₆	13 ³ / ₁₆	9¼	2 ¹ / ₁₆
	256JM			12 ³ / ₈	11 ⁹ / ₁₆	12¼	27 ¹ / ₁₆	6¼	6 ¹ / ₁₆	5	5	7 ⁵ / ₈	1 ¹⁷ / ₃₂	13 ³ / ₁₆	13 ³ / ₁₆	9¼	2 ¹ / ₁₆
	284JM			13¾	13	11½	27 ¹ / ₁₆	7	6 ¹ / ₁₆	5½	4¾	7 ⁵ / ₈	1 ¹⁷ / ₃₂	13 ³ / ₁₆	14¾	9¼	2 ¹ / ₁₆
	286JM			13¾	13	13	28 ¹⁵ / ₁₆	7	6 ¹ / ₁₆	5½	5½	7 ⁵ / ₈	1 ¹⁷ / ₃₂	13 ³ / ₁₆	14¾	9¼	2 ¹ / ₁₆
	324JM			14½	16¼	12¼	29 ⁹ / ₁₆	8	6 ¹ / ₁₆	6¼	5¼	7 ⁵ / ₈	2 ¹ / ₃₂	13 ⁷ / ₁₆	17 ¹ / ₈	9¼	2 ¹ / ₁₆
	326JM			14½	16¼	13¾	30 ⁷ / ₈	8	6 ¹ / ₁₆	6¼	6	7 ⁵ / ₈	2 ¹ / ₃₂	13 ⁷ / ₁₆	17 ¹ / ₈	9¼	2 ¹ / ₁₆
G9-3F G9A-3F	182JM	3	4	8¾	9 ⁷ / ₈	5¾	18 ¹ / ₁₆	4½	6 ³ / ₄	3¾	2¼	½	1 ³ / ₃₂	11	9 ¹ / ₁₆	9	2 ¹ / ₁₆
	184JM			8¾	9 ⁷ / ₈	6¾	19 ¹ / ₁₆	4½	6 ³ / ₄	3¾	2¾	½	1 ³ / ₃₂	11	9 ¹ / ₁₆	9	2 ¹ / ₁₆
	213JM			10 ⁹ / ₁₆	11 ¹ / ₁₆	7¼	20 ³ / ₄	5¼	6 ³ / ₄	4¼	2¾	5 ⁵ / ₈	1 ³ / ₃₂	11 ⁷ / ₈	11	9	2 ¹ / ₁₆
	215JM			10 ⁹ / ₁₆	11 ¹ / ₁₆	8¾	22¼	5¼	6 ³ / ₄	4¼	3½	5 ⁵ / ₈	1 ³ / ₃₂	11 ⁷ / ₈	11	9	2 ¹ / ₁₆
	284JM			13¾	13	11½	27 ⁷ / ₈	7	6 ³ / ₄	5½	4¾	7 ⁵ / ₈	1 ¹⁷ / ₃₂	13 ³ / ₁₆	14¾	9	2 ¹ / ₁₆
	286JM			13¾	13	13	29 ⁹ / ₈	7	6 ³ / ₄	5½	5½	7 ⁵ / ₈	1 ¹⁷ / ₃₂	13 ³ / ₁₆	14¾	9	2 ¹ / ₁₆
	324JM			14½	16¼	12¼	29 ¹³ / ₁₆	8	6 ³ / ₄	6¼	5¼	7 ⁵ / ₈	2 ¹ / ₃₂	14 ⁵ / ₁₆	17 ¹ / ₈	9	2 ¹ / ₁₆
	326JM			14½	16¼	13¾	31 ⁵ / ₁₆	8	6 ³ / ₄	6¼	6	7 ⁵ / ₈	2 ¹ / ₃₂	14 ⁵ / ₁₆	17 ¹ / ₈	9	2 ¹ / ₁₆
4G9-4F	182JM	4	5	8¾	9 ¹¹ / ₁₆	5¾	19½	4½	7 ⁷ / ₁₆	3¾	2¼	½	1 ³ / ₃₂	11¾	9 ¹ / ₁₆	10 ⁵ / ₈	3¼
	184JM			8¾	9 ¹¹ / ₁₆	6¾	21½	4½	7 ⁷ / ₁₆	3¾	2¾	½	1 ³ / ₃₂	11¾	9 ¹ / ₁₆	10 ⁵ / ₈	3¼
	213JM			10 ⁹ / ₁₆	10 ⁷ / ₈	7¾	21 ¹⁵ / ₁₆	5¼	7 ⁷ / ₁₆	4¼	2¾	5 ⁵ / ₈	1 ³ / ₃₂	12 ³ / ₈	11	10 ⁵ / ₈	3¼
	215JM			10 ⁹ / ₁₆	10 ⁷ / ₈	8¾	23 ¹ / ₁₆	5¼	7 ⁷ / ₁₆	4¼	3½	5 ⁵ / ₈	1 ³ / ₃₂	12 ³ / ₈	11	10 ⁵ / ₈	3¼

DIMENSIONS SHOWN ABOVE ARE APPROXIMATE MAXIMUM DIMENSIONS FOR STANDARD PUMPS EQUIPPED WITH ODP MOTORS.

SECTION 2
PAGE 66
DATE 1/06

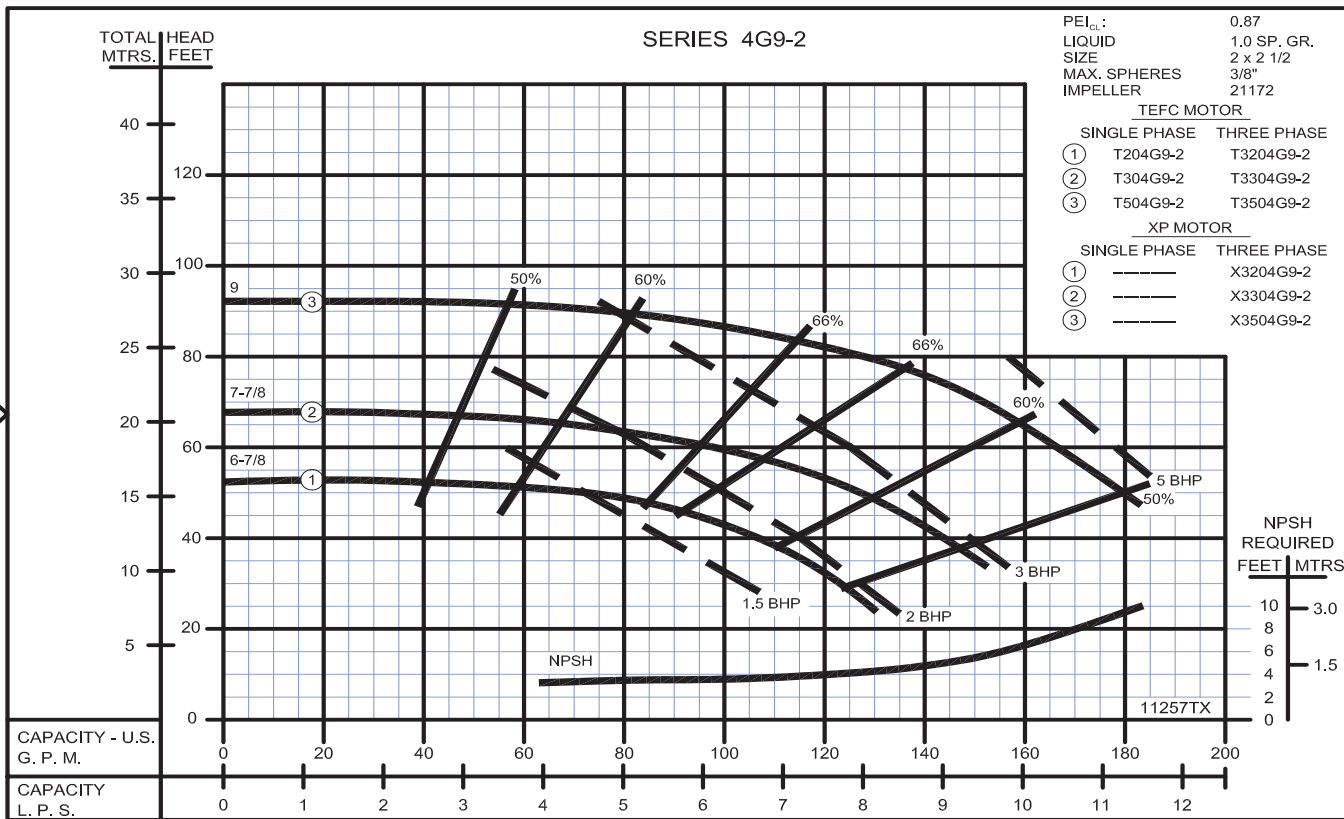
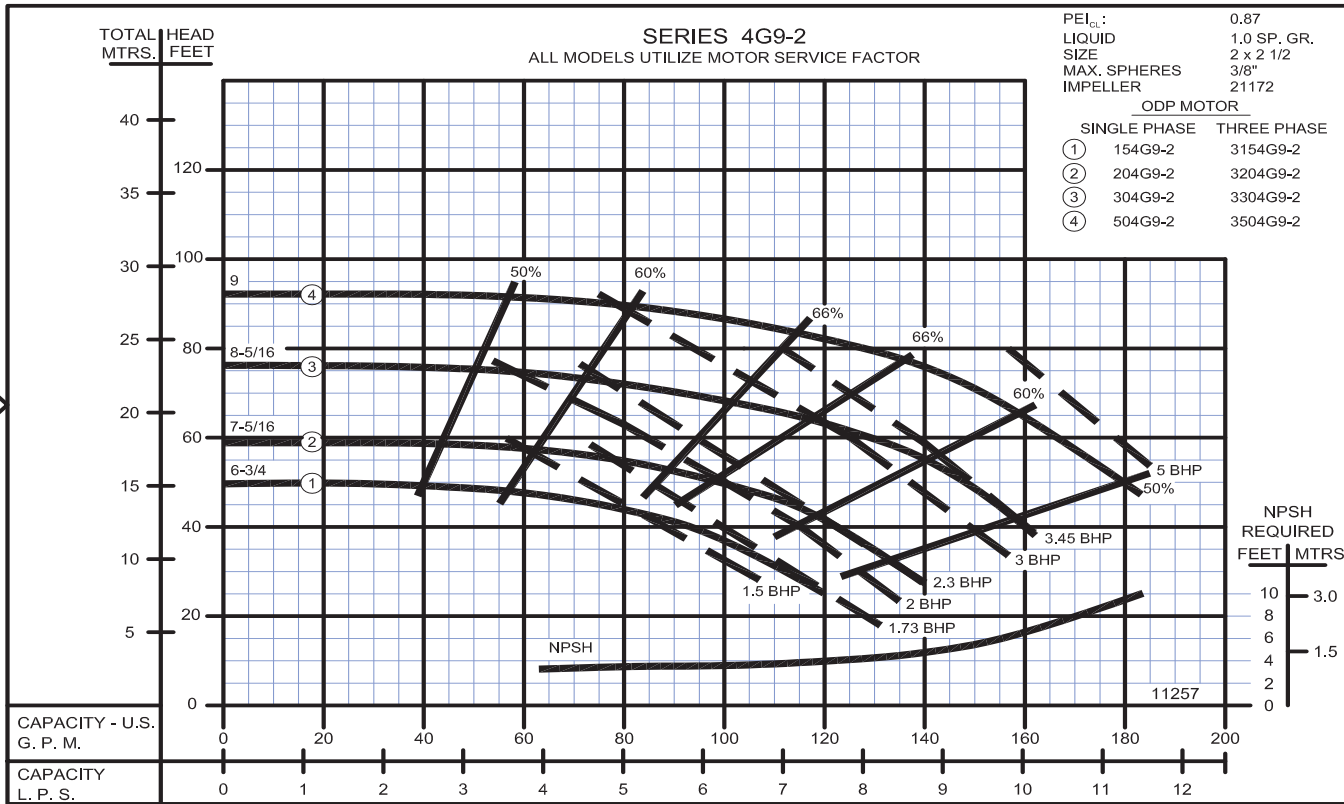


PUMPS & SYSTEMS

A Crane Co. Company

USA: (937) 778-8947 • Canada: (905) 457-6223 • International: (937) 615-3598

Close Coupled End Suction



Close Coupled End Suction



Centrifugals - Close Coupled




1 - MOTORS		HP	FRAME SIZE
OPEN DRIP PROOF			
1750 RPM Single Phase (ODP)	21393	1	143JM
	21394	1½	145JM
	21395	2	182JM
	21396	3	184JM
21397	5	213JM	
1750 RPM Three Phase (ODP)	21419	1	143JM
	21420	1½	145JM
	21421	2	145JM
	21422	3	182JM
	21423	5	184JM
3500 RPM Single Phase (ODP)	09902	5	184JM
	TOTALLY ENCLOSED		
1750 RPM Single Phase (TEFC)	21399	1	143JM
	21400	1½	145JM
	21401	2	182JM
	21402	3	184JM
21403	5	213JM	
1750 RPM Three Phase (TEFC)	21426	1	143JM
	21427	1½	145JM
	21428	2	145JM
	21429	3	182JM
	21430	5	184JM
3500 RPM Three Phase (TEFC)	09950	5	184JM
	09951	7½	213JM
	20000	10	215JM
	20003	15	254JM
	21195	20	256JM
	21457	25	284JM
21215	30	286JM	
21216	40	324JM	
EXPLOSION PROOF			
1750 RPM Three Phase (XP)	21433	1	143JM
	21434	1½	145JM
	21435	2	145JM
	21436	3	182JM
21437	5	184JM	
3500 RPM Three Phase (XP)	09954	5	184JM
	09955	7½	213JM
	20001	10	215JM
	20004	15	254JM
	21196	20	256JM
	21458	25	284JM
	21218	30	286JM
21219	40	324JM	

Centrifugals - Close Coupled

SYMBOL NUMBER	PART NUMBER	QTY	DESCRIPTION
+15	PUMPS with 143-215JM Motors		
	09933	1	Flat Gasket +
	22083	1	O-Ring Gasket - Buna N (Std)
	22084	1	O-Ring Gasket - Viton
	22094	1	O-Ring Gasket - EPT**
+15	PUMPS with 254-324JM Motors		
	22085	1	O-Ring Gasket - Teflon
	21090	1	Flat Gasket +
	22140	1	O-Ring Gasket - Buna N (Std)
	22141	1	O-Ring Gasket - Viton
+16	PUMPS with 143-215JM Motors		
	22143	1	O-Ring Gasket - EPT**
	22142	1	O-Ring Gasket - Teflon
	09911	1	Flat Gasket +
	22083	1	O-Ring Gasket - Buna N (Std)
+16	PUMPS with 254-324JM Motors		
	22084	1	O-Ring Gasket - Viton
	22094	1	O-Ring Gasket - EPT**
	22085	1	O-Ring Gasket - Teflon
	21092	1	Flat Gasket +
17	PUMPS with 143-215JM Motors		
	22089	1	O-Ring Gasket - Buna N (Std)
	22090	1	O-Ring Gasket - Viton
	22096	1	O-Ring Gasket - EPT**
	22091	1	O-Ring Gasket - Teflon
+18	PUMPS with 254-324JM Motors		
	22080	1	O-Ring Gasket - Buna N (Std)
	2-31005-012	1	O-Ring Gasket - Viton
	22093	1	O-Ring Gasket - EPT**
	22082	1	O-Ring Gasket - Teflon
+18	PUMPS with 143-215JM Motors		
	22086	1	O-Ring Gasket - Buna N (Std)
	22087	1	O-Ring Gasket - Viton
	22095	1	O-Ring Gasket - EPT**
	22088	1	O-Ring Gasket - Teflon
+18	PUMPS with 254-324JM Motors		
	20425	1	Flat Gasket +
	23007	1	O-Ring Gasket - Buna N (Std)
	23008	1	O-Ring Gasket - Viton
	23009	1	O-Ring Gasket - EPT**
23010	1	O-Ring Gasket - Teflon	

"CONTINUED ON NEXT PAGE"

(*) Casing Assy. Includes Symbols 5, 7 & 11.
 (**) For hot water or Caustic service.
 (+) Series G9A-1-1/2 & G9-2 pumps have been manufactured with either a flat or O-ring type gasket. Determine which type is required before ordering. When in doubt, order flat gasket.
 (⚡) Adapter Assy. includes symbol 22.

SYMBOL NUMBER	PART NUMBER	QTY	DESCRIPTION
2	21346	1	Adapter - 143-184JM Motors
	20431	1	Adapter Assy - 213-215JM Motors
	21354	1	Adapter Assy - 254-256 JM Motors
	21174	1	Adapter Assy - 284-324 JM Motors
3	20059	12	Lockwasher - SS
*4	22155	1	Casing Assy - G9-1-1/2
	22156	1	Casing Assy - G9-2
	22273	1	Casing Assy - G9-2F (Flanged)
5	09915	1	Wear Ring - Casing, Bronze - G9A-1-1/2
	09923-E	1	Wear Ring - Casing, Bronze - G9-2
6	01928	4	Cap Screw - Use with 21346 Adapter
	1-68-6	4	Cap Screw - Use with 20431 & 21354 Adapter
	Q15-4-E26	4	Cap Screw - Use with 21174 Adapter
7	20424	12	Stud
8	15-6-6	12	Nut
9	1750 RPM		
	20427-7.38	1	Impeller - 104G9A-1-1/2 & 3104G9A-1-1/2
	20427-7.75	1	Impeller - 154G9A-1-1/2 & 3154G9A-1-1/2
	20427-8.44	1	Impeller - 204G9A-1-1/2 & 3204G9A-1-1/2
	20427-9.00	1	Impeller - 304G9A-1-1/2 & 3304G9A-1-1/2
	21172-1-6.75	1	Impeller - 154G9-2 & 3154G9-2
	21172-1-7.31	1	Impeller - 204G9-2 & 3204G9-2
	21172-1-8.31	1	Impeller - 304G9-2 & 3304G9-2
	21172-1-9.00	1	Impeller - 504G9-2 & 3504G9-2
	3450 RPM		
	20427-6.00	1	Impeller - 50G9A-1-1/2 & 350G9A-1-1/2
	20427-7.00	1	Impeller - 375G9A-1-1/2
	20427-7.63	1	Impeller - 3100G9A-1-1/2
	20427-8.38	1	Impeller - 3150G9A-1-1/2
	20427-1-9.00	1	Impeller - 3200G9A-1-1/2
21172-7.88	1	Impeller - 3200G9-2	
21172-8.25	1	Impeller - 3250G9-2	
21172-8.75	1	Impeller - 3300G9-2	
21172-9.00	1	Impeller - 3400G9-2	
10	23014	1	Key - 143-215JM Motors
	22107	1	Key - 254-324JM Motors
11	01691-A	6	Pipe Plug 1/8" - Bronze
	04236	1	Pipe Plug 1/4" - Bronze
13	1-529-1	1	Cap Screw SS - 143-215JM Motors
	1-68-1	1	Cap Screw SS - 254-324JM Motors
14	22105-C	1	Washer - Bronze - 143-215JM Motors
	22106	1	Washer - Bronze - 254-324JM Motors
<p>WARNING: CANCER AND REPRODUCTIVE HARM - WWW.P65WARNINGS.CA.GOV</p> 			

Centrifugals - Close Coupled

SYMBOL NUMBER	PART NUMBER	QTY	DESCRIPTION
DIFFERING PARTS FOR ALL IRON CONSTRUCTION			
2	20431-B	1	Adapter Assy - 213-215JM Motors
*4	22155-B	1	Casing Assy - G9A-1½
	22156-B	1	Casing Assy - G9-2
	22273-B	1	Casing Assy - G9-2F (Flanged)
5	09915-A	1	Wear Ring - Steel - G9A-1½
	09923-A	1	Wear Ring - Steel - G9-2
9	20427-A	1	Impeller - Iron
	20427-A-1	1	Impeller - Iron
	21172-A	1	Impeller - Iron
	21172-A-1	1	Impeller - Iron
Size suffixes same as standard bronze impellers			
11	00158	6	Pipe Plug 1/8" Steel
12	04236-A	1	Pipe Plug 1/4" SS
14	22105-A	1	Washer - Steel - 143-215JM Motors
	22106-A	1	Washer - Steel - 254-324JM Motors
20	22063-A	1	Shaft Sleeve, SS - 143-215JM Motors
	22066-A	1	Shaft Sleeve, SS - 254-324JM Motors
22	09915-A	1	Wear Ring, Steel - for 20431-B Adapter Assy

(*) Casing Assy. Includes Symbols 5, 7 & 11.

(**) For hot water or Caustic service.

(+) Series G9A-1-1/2 & G9-2 pumps have been manufactured with either a flat or O-ring type gasket. Determine which type is required before ordering. When in doubt, order flat gasket.

(♦) Adapter Assy. includes symbol 22.

SYMBOL NUMBER	PART NUMBER	QTY	DESCRIPTION
PUMPS with 143-215JM Motors			
19	09917	1	Mechanical Seal - Buna-N (Std)
	09926	1	Mechanical Seal - Viton
	21271	1	Mechanical Seal - EPT**
PUMPS with 254-324JM Motors			
20	21136	1	Mechanical Seal - Buna-N (Std)
	21189	1	Mechanical Seal - Viton
	21721	1	Mechanical Seal - EPT**
21	22063-C	1	Shaft Sleeve - Bronze - 143-215JM Motors
	22066	1	Shaft Sleeve - Bronze - 254-324JM Motors
22	09918	1	Slinger Washer - 143-215JM Motors
	21093	1	Slinger Washer - 254-324JM Motors
	09915	1	Wear Ring, Bronze - for 20431 Adapter Assy
DIFFERING PARTS FOR ALL BRONZE CONSTRUCTION			
2	21346-A	1	Adapter - 143-184JM Motors
	20431-A	1	Adapter Assy - 213-215JM Motors
	21354-A	1	Adapter Assy - 254-256JM Motors
	21174-A	1	Adapter Assy - 284-324JM Motors
*4	22155-A	1	Casing Assy - G9A-1½
	22156-A	1	Casing Assy - G9-2
	22273-A	1	Casing Assy - G9-2F (Flanged)
6	03289	4	Cap Screw - Use with 21346-A Adapter
	01638-B	4	Cap Screw - Use with 20431-A & 21354-A Adapter
8	03160-A	12	Nut
	03289	1	Cap Screw Bronze - 143-215JM Motors
13	01638-B	1	Cap Screw Bronze - 254-324JM Motors

WARNING:
CANCER AND REPRODUCTIVE HARM -
WWW.P65WARNINGS.CA.GOV

