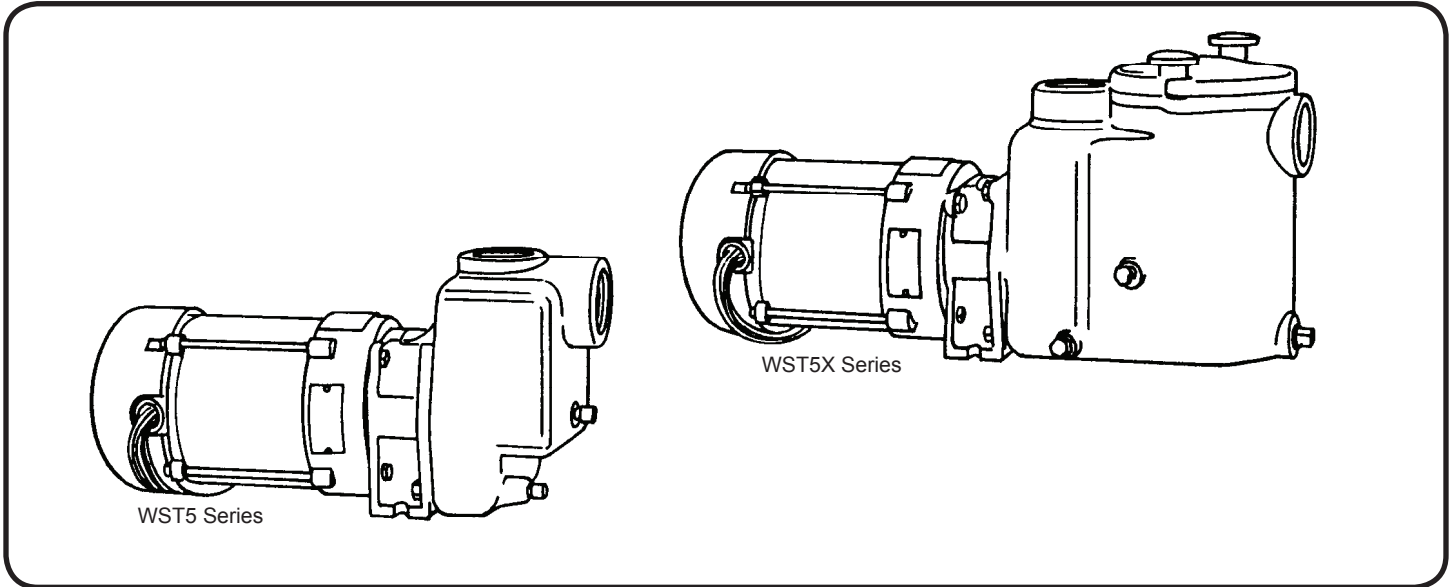


Close Coupled Self Priming Pumps



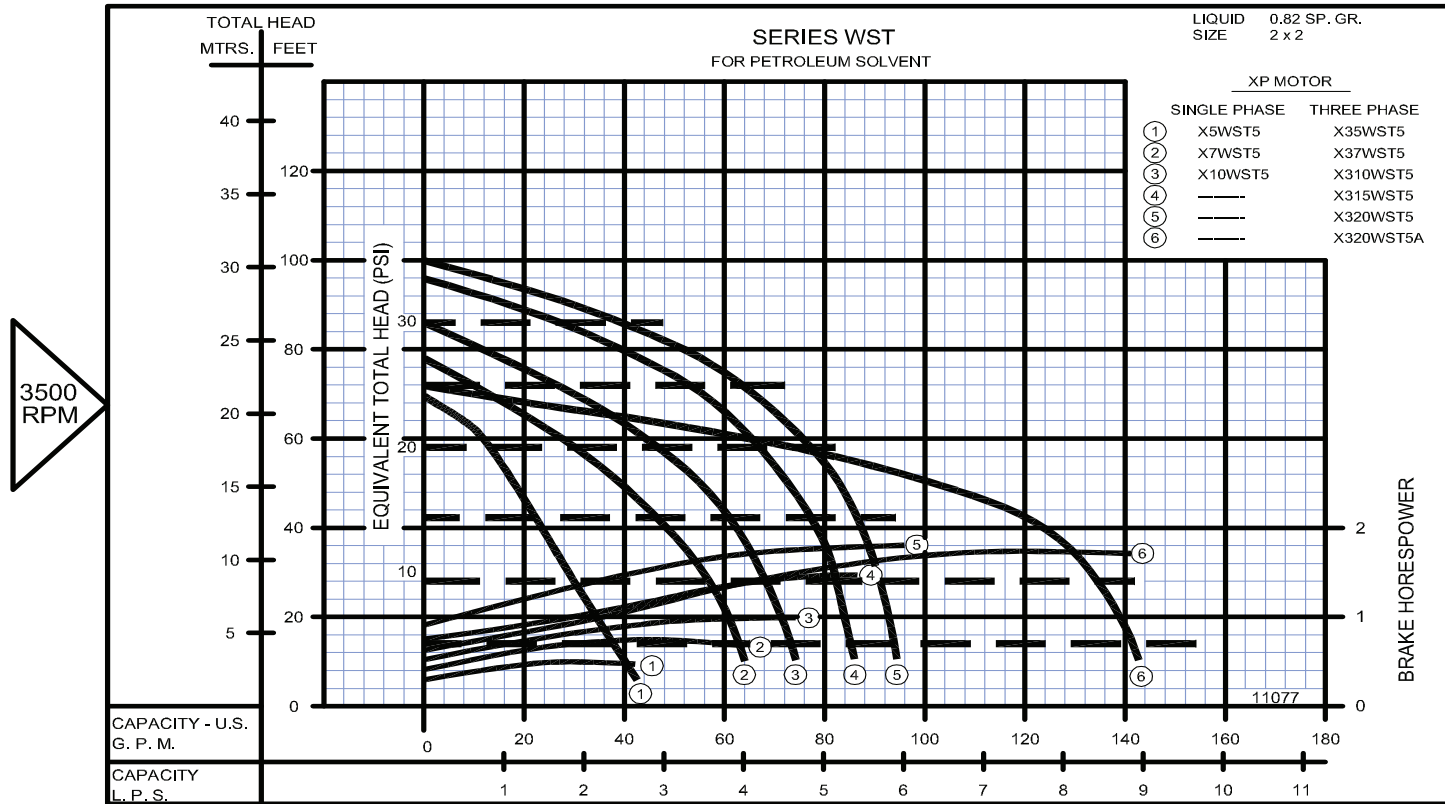
60 HZ - PERFORMANCE AND SELECTION 0.82 SG - 3500 RPM											
Catalog No. *	Catalog No. w/Strainer*	HP	Tappings		GPM Capacity at Head Shown						
			Suct. (in)	Disch. (in)	PSI Feet	5 14	10 28	15 42	20 56	25 70	30 84
X5WST5	X5WST5X	1/2	2	2		38	30	22	13	---	---
X7WST5	X7WST5X	3/4	2	2		64	59	50	33	12	---
X10WST5	X10WST5X	1	2	2		72	69	62	49	29	---
X15WST5	X15WST5X	1½	2	2		84	82	78	70	54	27
X20WST5	X20WST5X	2	2	2		93	91	87	80	66	41
X20WST5A	X20WST5AX	2	2	2		142	136	120	---	---	---

Catalog No. *	Catalog No. w/Strainer*	HP	Tappings		LPS Capacity at Head Shown						
			Suct. (in)	Disch. (in)	KPA Meters	34 4.2	68 8.5	103 12.8	137 17.0	172 21.3	206 25.6
X5WST5	X5WST5X	1/2	2	2		2.3	1.8	1.3	0.8	---	---
X7WST5	X7WST5X	3/4	2	2		4.0	3.7	2.0	2.0	0.7	---
X10WST5	X10WST5X	1	2	2		4.5	4.3	3.9	3.0	1.8	---
X15WST5	X15WST5X	1½	2	2		5.2	5.1	4.9	4.4	3.4	1.7
X20WST5	X20WST5X	2	2	2		5.8	5.7	5.4	5.0	4.1	2.5
X20WST5A	X20WST5AX	2	2	2		8.9	8.5	7.5	---	---	---

(*) Catalog numbers are for units with single phase motors. For three phase, add prefix, "3". Example: 37WST5.

For Petroleum Solvents 0.82 S.G.
3500 RPM - 60 Hz.

Close Coupled Self Priming Pumps



- Compact, Close-Coupled Design
- Rugged Bronze-Fitted Cast Iron Construction
- Leakproof Mechanical Shaft Seal
- Non-Clogging, Bronze Semi-Open Impeller
- Stainless Steel Shaft
- Back Pull-Out Design For Easy Servicing
- U.L. Approved, Explosion Proof Motors
- Available With or Without Built-In Basket Type Strainer
- Self-Priming, Once Case is Filled With Fluid
- Diaphragms, Flappers or Check Valves Are Not Required In Pump Suction Piping. But Are Recommended
- EVERY pump is factory tested and will meet Hydraulic Institute standards.

MOTOR INFORMATION

WST Series pumps are equipped with 56 Frame, U.L. Recognized explosion proof motors as standard. These motors have cast iron end bell at pump end, and oversized ball/ball bearing construction. Rated for continuous duty at all ratings shown. Both single and three phase motors must be installed with a magnetic starter which provides full-leg overload protection. Failure to use the correct starter and overload protectors will void the warranty. All motors are supplied by companies having national service facilities.



WARNING:
CANCER AND REPRODUCTIVE HARM -
WWW.P65WARNINGS.CA.GOV

RATINGS

Single Phase: 115/230 Volt, 60HZ, 3500RPM, Explosion Proof
Three Phase: 230/460 Volt, 60HZ, 3500RPM, Explosion Proof

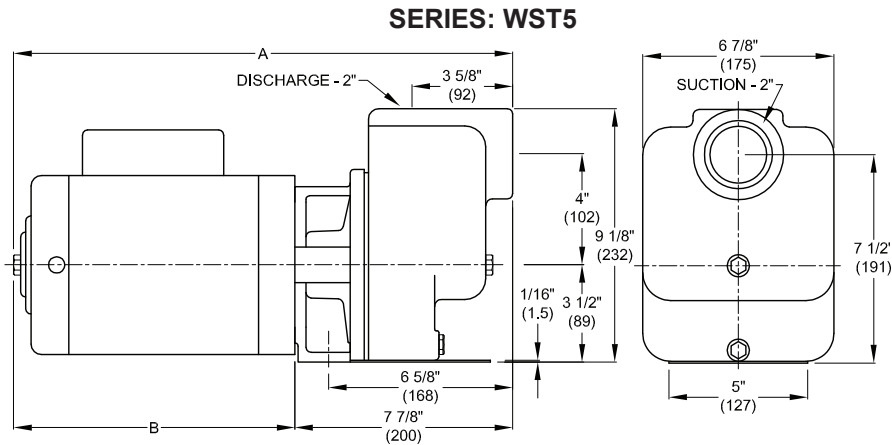
MAXIMUM OPERATING CONDITIONS

TEMPERATURE (For Standard Buna-N Seal)	225°F (107°C)
INLET PRESSURE (WST5)	100 PSI (689kPa)
INLET PRESSURE (WST5X)	15 PSI (103kPa)
CASING WORKING PRESSURE (WST5)	165 PSI (1137kPa)
CASING WORKING PRESSURE (WST5X)	60 PSI (413kPa)

MATERIALS OF CONSTRUCTION

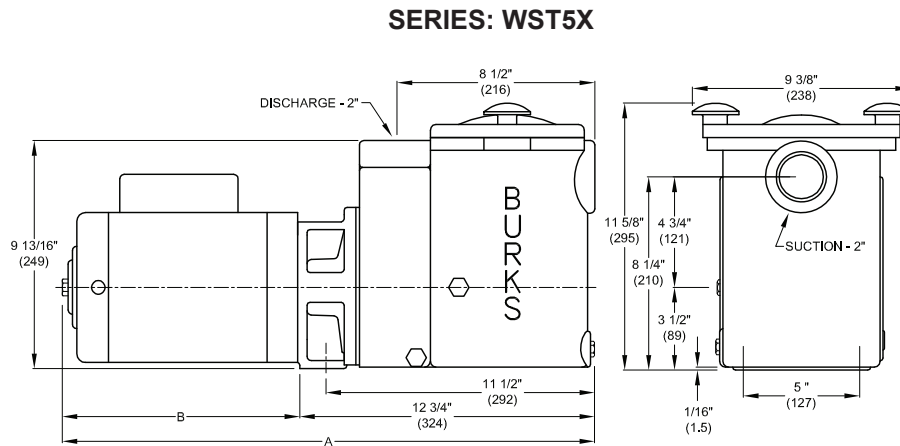
PART	CAST IRON	BRONZE FITTED
Adapter	Cast Iron	Cast Iron
Case	Cast Iron	Cast Iron
Diffuser	Cast Iron	Cast Iron
Impeller	Cast Iron	Bronze
Shaft	Stainless	Stainless
Shaft Seal	Carbon-Ceramic SS - Buna-N	
Suction Sleeve	Buna-N	Buna-N
Strainer Gasket	Buna-N	Buna-N
Strainer Basket	Stainless	Stainless
All Plugs	Brass	Brass

Close Coupled Self Priming Pumps



DIMENSIONS IN INCHES AND MILLIMETERS						
CATALOG NUMBER	HP	MOTOR	SINGLE PHASE		THREE PHASE	
			A	B	A	B
X5WST5	1/2	Explosion Proof	19 1/8 (485)	11 1/4 (285)	17 7/8 (454)	10 (254)
X7WST5	3/4	Explosion Proof	19 9/16 (492)	11 1/2 (292)	18 7/8 (479)	11 (279)
X10WST5	1	Explosion Proof	20 3/8 (517)	12 1/2 (317)	18 7/8 (479)	11 (279)
X15WST5	1 1/2	Explosion Proof	20 7/8 (530)	13 (330)	19 9/16 (492)	11 1/2 (292)
X20WST5	2	Explosion Proof	22 (558)	14 1/8 (358)	20 3/8 (517)	12 1/2 (317)
X20WST5A	2	Explosion Proof	22 (558)	14 1/8 (358)	20 3/8 (517)	12 1/2 (317)

All models have 2" NPT suction and discharge.

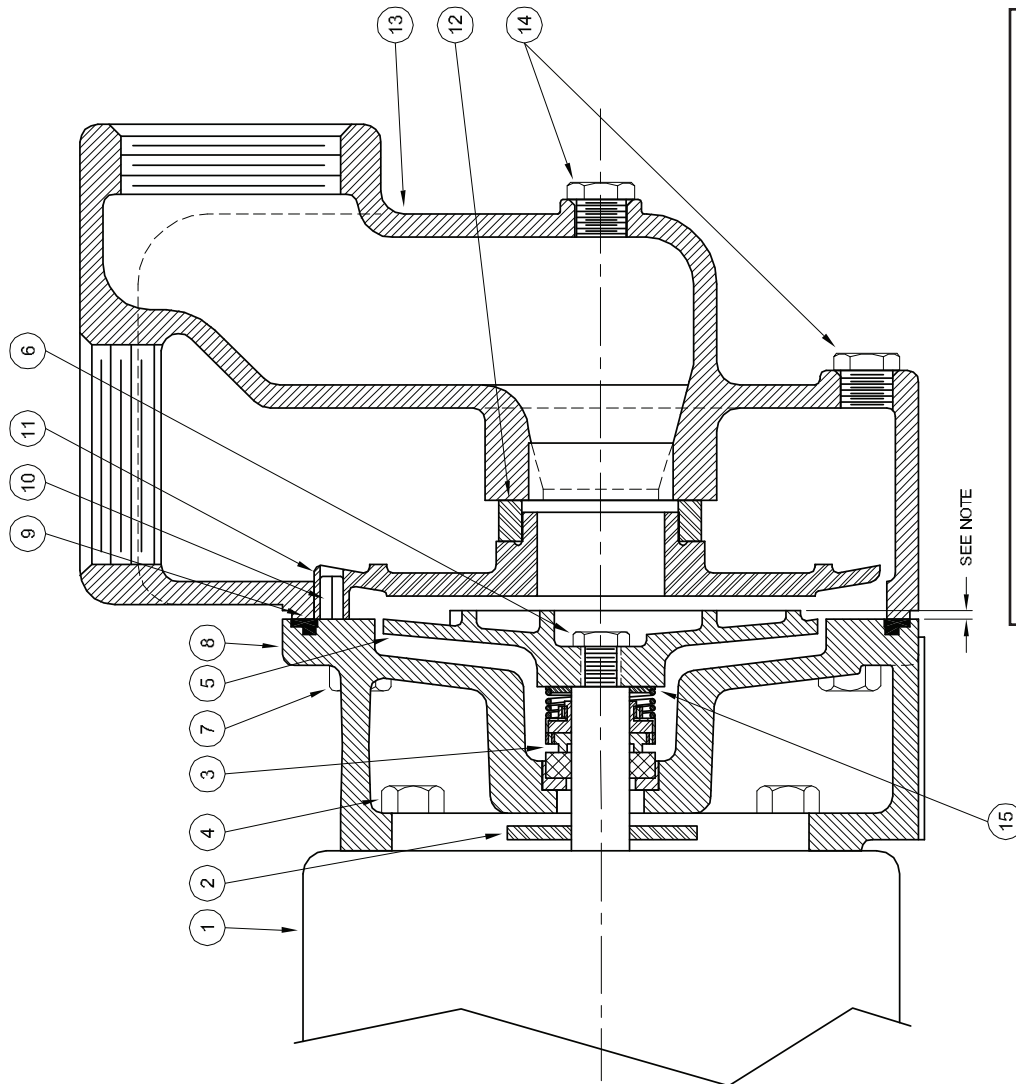


DIMENSIONS IN INCHES AND MILLIMETERS						
CATALOG NUMBER	HP	MOTOR	SINGLE PHASE		THREE PHASE	
			A	B	A	B
X5WST5X	1/2	Explosion Proof	24 (609)	11 1/4 (285)	22 3/4 (577)	10 (254)
X7WST5X	3/4	Explosion Proof	24 1/4 (615)	11 1/2 (292)	23 3/4 (603)	11 (279)
X10WST5X	1	Explosion Proof	25 1/4 (641)	12 1/2 (317)	23 3/4 (603)	11 (279)
X15WST5X	1 1/2	Explosion Proof	25 3/4 (654)	13 (330)	24 1/4 (615)	11 1/2 (292)
X20WST5X	2	Explosion Proof	26 7/8 (682)	14 1/8 (358)	25 1/4 (641)	12 1/2 (317)
X20WST5AX	2	Explosion Proof	26 7/8 (682)	14 1/8 (358)	25 1/4 (641)	12 1/2 (317)

All models have 2" NPT suction and discharge.

DO NOT USE FOR CONSTRUCTION PURPOSES. CERTIFIED DRAWINGS AVAILABLE ON REQUEST

Centrifugals - Self-Priming



NOTE: Impeller must extend from face of frame as follows:
Pumps with
20405 Diffuser - 33/64"
20405-1 Diffuser - 9/32"
20406 Diffuser - 15/64"
Shim washers (Symbol 15) may be added or removed as required to obtain dimensions.

1 - MOTORS			HP
RPM & PHASE	PART NUMBER		
FOR WT5 & WPT5 (Std) SERIES OPEN DRIP PROOF			
3500 RPM Single Phase (ODP)	005-211-371-02		1/2
	007-211-371-02		3/4
	010-211-371-02		1
	015-211-371-02		1½
	020-211-371-02		2
	030-215-371-02		3
3500 RPM Three Phase (ODP)	005-230-371-02		1/2
	007-230-371-02		3/4
	010-230-371-02		1
	015-230-371-02		1½
	020-230-371-02		2
	030-230-371-02		3
FOR WST5 (Std) SERIES EXPLOSION PROOF			
3500 RPM Single Phase (XP)	005-211-374-02		1/2
	007-211-374-02		3/4
	010-211-374-02		1
	015-211-374-02		1½
	020-211-374-02		2
3500 RPM Three Phase (XP)	005-230-364-02		1/2
	007-230-364-02		3/4
	010-230-364-02		1
	015-230-364-02		1½
	020-230-364-02		2

Centrifugals - Self-Priming

SYMBOL NUMBER	PART NUMBER	QTY	DESCRIPTION
◆ 9	08507	1	Flat Gasket
	22021	1	O-Ring - Buna-N, WT5 & WST5 (Std)
	22020	1	O-Ring - Viton, WPT5 (Std)
	22133	1	O-Ring - EPDM**
	22102	1	O-Ring - Teflon
10	09453	2	Pin
11	20405	1	Diffuser - 20WPT5A & 320WPT5A 30WPT5A & 330WPT5A X20WST5A & X320WST5A
12	20405-1	1	Diffuser - 5WPT5 & 35WPT5
	20406	1	Diffuser - All except above
	04231	1	Suction Sleeve - Buna-N, WT5 & WST5 (Std)
13	09695	1	Suction Sleeve - Viton, WPT5 (Std)
	20285	1	Suction Sleeve - EPT**
	20295	1	Case
14	04236	2	Plug 1/4-18 NPT
15	20628	1	Washer, 1/16 - 7WPT5 & 37WPT5
15	08542-A	A/R	Washer, .032"
	20294	A/R	Washer, .010"
	20497	A/R	Washer, .005"
ALL IRON PARTS			
5		1	Impeller (Omit Letter A)
14	04236-A	2	Plug, 1/4-18 NPT

(*) WT5, WPT5 & WST5 Series pumps have been manufactured with either cast iron or bronze impellers as standard. All replacement impellers will be bronze as listed, unless iron is specified. For iron impellers, omit the letter "A" from part number. EXAMPLE: 20409-8.

(**) For hot water or caustic service.

(◆) Series WT5, WPT5 & WST5 pumps have been manufactured with either a flat or O-ring type gasket. Determine which type is required before ordering. When in doubt, order flat gasket.

SYMBOL NUMBER	PART NUMBER	QTY	DESCRIPTION	
2	08105	1	Slinger Washer	
3	08514	1	Mechanical Seal - Buna-N (Std)	
	09762	1	Mechanical Seal - Viton	
	20764-C	1	Mechanical Seal - EPT**	
	01928	4	Cap Screw 3/8 x 1" Lg	
FOR SERIES WT5, 1 & 3 PHASE				
* 5	20409-A-8	1	Impeller, 5WPT5	
	20409-A-2	1	Impeller, 7WPT5	
	20409-A-4	1	Impeller, 10WPT5	
	20409-A-1	1	Impeller, 15WPT5	
	20409-A	1	Impeller, 20WPT5	
	20408-A	1	Impeller, 20WPT5A	
	FOR SERIES WPT5, 1 & 3 PHASE			
	20407-A	1	Impeller, 5WPT5	
	20409-A-6	1	Impeller, 7WPT5	
	20409-A-5	1	Impeller, 10WPT5	
20409-A-2	1	Impeller, 15WPT5		
20409-A-4	1	Impeller, 20WPT5		
20409-A	1	Impeller, 20WPT5A		
20408-A	1	Impeller, 30WPT5A		
FOR SERIES WST5, 1 & 3 PHASE				
6	20409-A-7	1	Impeller, X5WST5	
	20409-A-5	1	Impeller, X7WST5	
	20409-A-2	1	Impeller, X10WST5	
	20409-A-1	1	Impeller, X15WST5	
	20409-A	1	Impeller, X20WST5	
	20408-A	1	Impeller, X20WST5A	
7	20459	1	Impeller Lock Nut	
8	04235	4	Cap Screw 3/8 x 1 1/4	
8	20245	1	Adapter - 20WPT5A & 320WPT5A 5WPT5 & 35WPT5 30WPT5A & 330WPT5A X20WST5A & X320WST5A	
	20245-1	1	Adapter - All except above	

WARNING:
CANCER AND REPRODUCTIVE HARM -
WWW.P65WARNINGS.CA.GOV

