

Features

Close Coupled End Suction**FOUR POSITION CASING**

Discharge can be located in any of four positions. Casing is close grain iron of 30,000 psi minimum tensile strength. Back pull-out design eliminates the need to disturb piping should the pump ever require service - the casing stays in the line.

REPLACEABLE CASING WEAR RING

Prevents wear on casing and is easy to replace.

EASY TO SERVICE

Taking out only 4 cap screws allows removal of pumping assembly without disturbing piping.

ENCLOSED BRONZE IMPELLER

Enclosed bronze impeller is of latest hydraulic design for maximum efficiency. It is balanced for vibration free operation and threaded onto stainless steel motor shaft.

MECHANICAL SHAFT SEAL

Standard self-adjusting shaft seal for temperatures to 225°F (107°C) and pressures to 150 psi (1034kpa). Ceramic seat and carbon seal face for long trouble-free service. Special seals are available for higher temperatures and fluids other than water.

MOTORS

Standard pump motors have open drip proof construction and are rated with jet pump service factors for continuous duty operation. Motors are 56 frame size with NEMA standard mounting flange, one piece threaded stainless steel shaft and ball/ball bearing construction.

FACTORY TESTED

After careful assembly and inspection, EVERY pump is factory tested and will meet Hydraulic Institute standards.

MAXIMUM OPERATING CONDITIONS

TEMPERATURE (For Standard Buna-N Seal)	225°F (107°C)
INLET PRESSURE	100 PSI (689kPa)
CASING WORKING PRESSURE	200 PSI (1379kPa)

MOTOR INFORMATION

60 Hz - 3500 RPM - ODP
Single Phase: 1/3 thru 2 Hp. - 115/230 Volt
3 Hp. - 230 Volt only
Three Phase: 1/3 thru 3 Hp. - 208-230/460 Volt
50 Hz - 2900 RPM - ODP
Single Phase: 110/220 Volt
Three Phase: 380 Volt

Voltages may differ from some suppliers. Consult factory.

OVERLOAD PROTECTION

All single phase ODP and Totally Enclosed motors have built-in overload protection. All three phase motors and all explosion proof motors must be installed with a magnetic starter which provides full 3-leg protection. Failure to use correct starter and overloads will void motor warranty.

JACKETED SEAL CAVITY FOR TEMPERATURES TO 500°F (260°C).

Series G5-1-1/4 & G6-1-1/4 Pumps are available in a Jacketed Seal Cavity design for pumping hot oil, hot water and heat transfer fluids in common use in high temperature heating or cooling applications. This feature greatly extends seal life in high temperature applications. To order, add suffix "MJ" to pump catalog number for temperatures below 400°F (204°C) and add suffix "MJK" to pump catalog number for temperatures over 400°F (204°C). Example: G5-1-1/4MJ. See Section on High Temperature Pumps for more information

MATERIALS OF CONSTRUCTION

PART	ALL IRON	BRONZE FITTED	ALL BRONZE	* STAINLESS STEEL
Adapter	Cast Iron	Cast Iron	Bronze	#316 Stainless
Casing	Cast Iron	Cast Iron	Bronze	#316 Stainless
Casing Wear Ring	Steel	Bronze	Bronze	#316 Stainless
Impeller	Cast Iron	Bronze	Bronze	#316 Stainless
Shaft	#303 Stainless	#303 Stainless	#303 Stainless	#303 Stainless
Shaft Seal	Carbon-Ceramic SS - Buna-N	Carbon-Ceramic SS - Buna-N	Carbon-Ceramic SS - Buna-N	Carbon-Ceramic SS - Buna-N

(*) G5-1-1/4 ONLY

**WARNING:**

CANCER AND REPRODUCTIVE HARM -
WWW.P65WARNINGS.CA.GOV

Close Coupled End Suction



DIMENSIONS IN INCHES

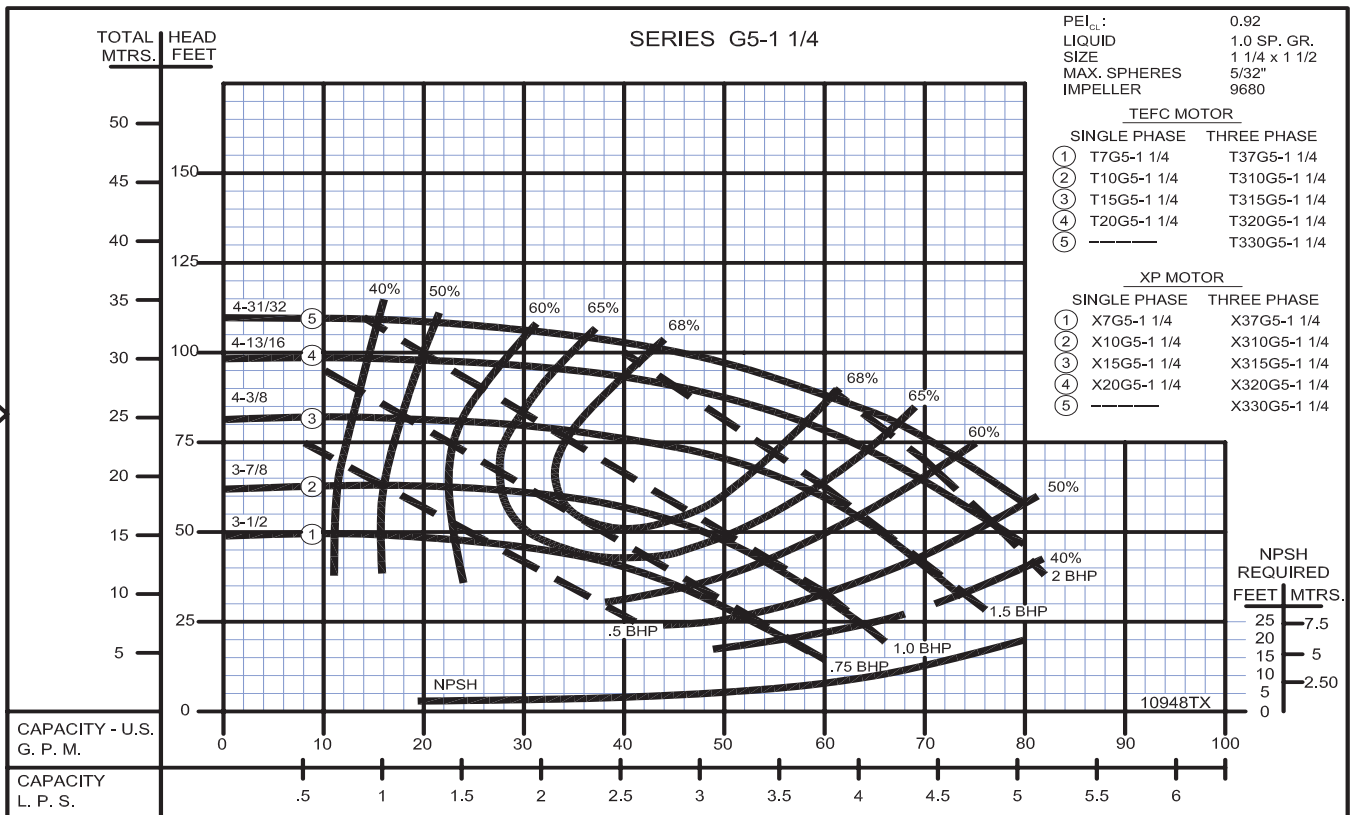
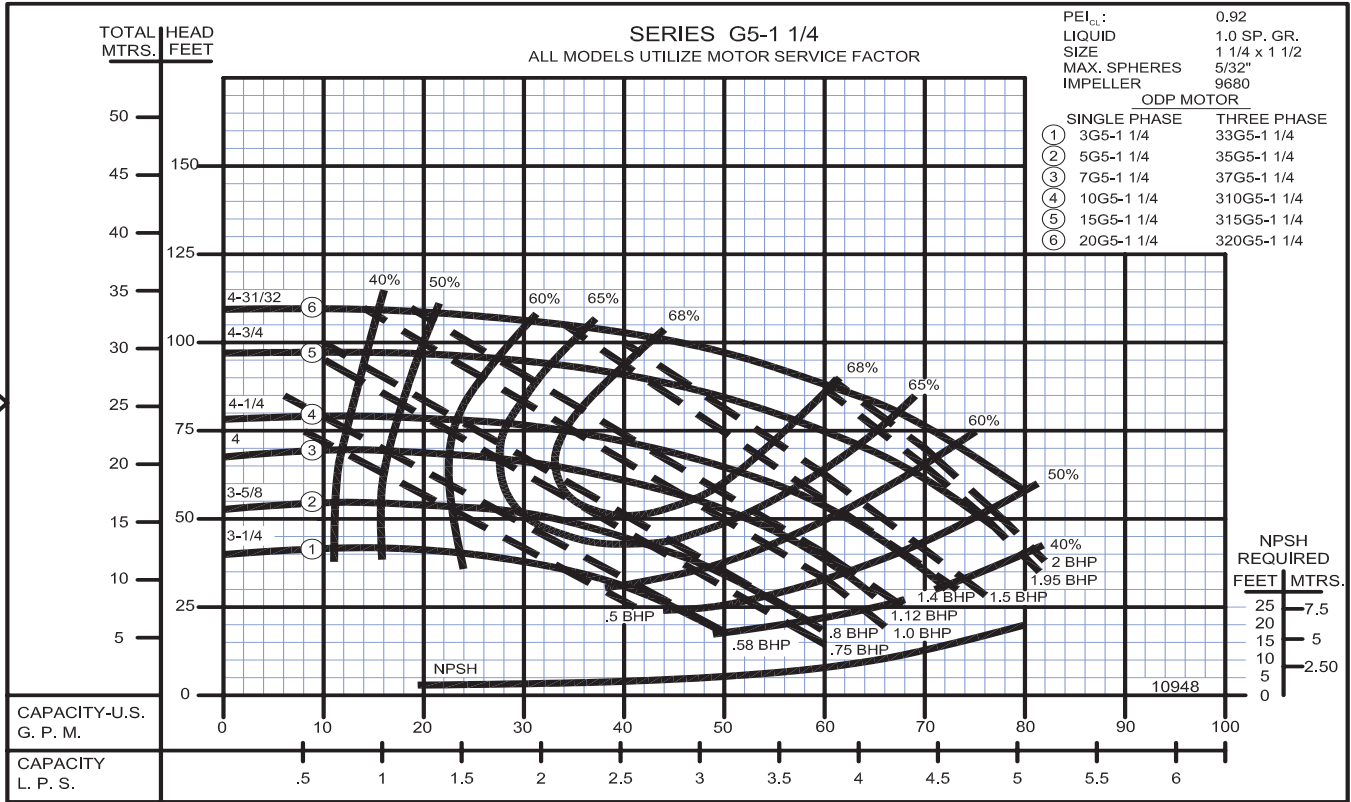
MODEL	MOTOR FRAME SIZE	DISC NPT (in)	SUCT. NPT (in)	A	B	CP	D	DD	E	G	H	L	O	OP	P	X	Y	Z
G5-1¼	56	1¼	1½	7¾	8	15¾	4¾	3¼	1 ¹⁵ / ₁₆	¾	9/16	6 ⁷ / ₈	8 ⁹ / ₁₆	9 ³ / ₈	4 ⁵ / ₁₆	4 ⁷ / ₁₆	2 ³ / ₈	3 ³ / ₈
G6-1¼	56	1¼	1½	8½	8	15 ⁷ / ₈	5¼	3¾	1 ¹⁵ / ₁₆	¾	9/16	7¼	9 ¹ / ₁₆	10	4 ⁵ / ₁₆	4 ¹¹ / ₁₆	2½	3¾

DIMENSIONS IN MILLIMETERS

MODEL	MOTOR FRAME SIZE	DISC NPT (in)	SUCT. NPT (in)	A	B	CP	D	DD	E	G	H	L	O	OP	P	X	Y	Z
G5-1¼	56	1¼	1½	197	203	400	121	83	49	19	14	175	217	238	109	113	60	86
G6-1¼	56	1¼	1½	216	203	403	133	95	49	19	14	184	230	254	109	119	64	95

DIMENSIONS SHOWN ABOVE ARE APPROXIMATE MAXIMUM DIMENSIONS FOR STANDARD PUMPS EQUIPPED WITH ODP MOTORS.

Close Coupled End Suction



Centrifugals - Close Coupled



1 - MOTORS (All 56J Frame)		HP
RPM & PHASE	PART NUMBER	
OPEN DRIP PROOF		
3500 RPM Single Phase (ODP)	003-211-371-02	1/3
	005-211-371-02	1/2
	007-211-371-02	3/4
	010-211-371-02	1
	015-211-371-02	1½
	020-211-371-02	2
030-215-371-02	3	
3500 RPM Three Phase (ODP)	003-230-361-02	1/3
	005-230-361-02	1/2
	007-230-361-02	3/4
	010-230-361-02	1
	015-230-361-02	1½
	020-230-361-02	2
030-230-361-02	3	
TOTALLY ENCLOSED		
3500 RPM Single Phase (TENV / TEFC)	005-211-372-02	1/2
	007-211-372-02	3/4
	010-211-372-02	1
	015-211-372-02	1½
	020-211-372-02	2
	030-230-362-02	3
3500 RPM Three Phase (TENV / TEFC)	005-230-362-02	1/2
	007-230-362-02	3/4
	010-230-362D02	1
	015-230-362D02	1½
	020-230-362D02	2
	030-230-362D02	3
EXPLOSION PROOF		
3500 RPM Single Phase (XP)	005-211-374-02	1/2
	007-211-374-02	3/4
	010-211-374-02	1
	015-211-374-02	1½
	020-211-374-02	2
	030-230-364-02	3
3500 RPM Three Phase (XP)	005-230-364-02	1/2
	007-230-364-02	3/4
	010-230-364-02	1
	015-230-364-02	1½
	020-230-364-02	2
	030-230-364-02	3


Centrifugals - Close Coupled

SYMBOL NUMBER	PART NUMBER	QTY	DESCRIPTION
DIFFERING PARTS FOR ALL BRONZE CONSTRUCTION			
2	03122-A	4	Cap Screw
3	09630-A	1	Adapter - Bronze - G5-1-1/4
5	09657-A	1	Adapter - Bronze - G6-1-1/4
* 7	03288	4	Cap Screw
	22148-A	1	Casing Assy - G5-1-1/4AB
	22149-A	1	Casing Assy - G6-1-1/4AB
15	03289	2	Cap Screw & 20056 Washer
DIFFERING PARTS FOR ALL IRON CONSTRUCTION			
6	00158	5	Pipe Plug 1/8"
7	22148-B	1	Casing Assy - G5-1-1/4AI
	22149-B	1	Casing Assy - G6-1-1/4AI
8	09632-C	1	Wear Ring
	09680-C-3.25	1	Impeller - 3G5-1-1/4AI
	09680-C-3.63	1	Impeller - 5G5-1-1/4AI
	09680-C-4.00	1	Impeller - 7G5-1-1/4AI
	09680-C-4.25	1	Impeller - 10G5-1-1/4AI
	09680-C-4.75	1	Impeller - 15G5-1-1/4AI
	09680-C-4.97	1	Impeller - 20G5-1-1/4AI
10	09680-C-4.25	1	Impeller - 10G6-1-1/4AI
	09680-C-4.75	1	Impeller - 15G6-1-1/4AI
	09680-C-5.13	1	Impeller - 20G6-1-1/4AI
	09680-C-5.66	1	Impeller - 30G6-1-1/4AI
Stock pump Catalog Number shown are for 1 phase units. Use same impellers for 3 phase units.			
17	21181-A	1	Washer - SS
DIFFERING PARTS FOR G5-1/4SS CONSTRUCTION			
3	09630-B	1	Adapter
5	04235-A	4	Cap Screw SS
6	01691-B	5	Pipe Plug - 1/8" SS
7	09633-B	1	Casing Assy
	09680-B-3.25	1	Impeller - 3G5-1-1/4SS
	09680-B-3.63	1	Impeller - 5G5-1-1/4SS
	09680-B-4.00	1	Impeller - 7G5-1-1/4SS
	09680-B-4.25	1	Impeller - 10G5-1-1/4SS
	09680-B-4.75	1	Impeller - 15G5-1-1/4SS
	09680-B-4.97	1	Impeller - 20G5-1-1/4SS
11	23023	1	O-Ring Gasket - Buna N (Std)
	21021	1	O-Ring Gasket - Viton
	23024	1	O-Ring Gasket - EPT**
17	21181-A	1	Washer - SS

(*) Includes Symbol 6 & 8

(**) For hot water or Caustic service.

(+) G5-1/4 and G6-1/4 Series pumps have been manufactured with either a flat or O-ring type gasket. Determine which type is required before ordering. When in doubt, order flat gasket.

SYMBOL NUMBER	PART NUMBER	QTY	DESCRIPTION
2	03122	4	Cap Screw
3	09630	1	Adapter - G5-1-1/4
	09630-C	1	Adapter w/Flush Tap - G5-1-1/4
	09657	1	Adapter - G6-1-1/4
	09657-2	1	Adapter w/Flush Tap - G6-1-1/4
5	04235	4	Cap Screw, 3/8" x 1 1/4" Lg
6	01691-A	5	Pipe Plug, 1/8" Brass
* 7	22148	1	Casing Assy - G5-1-1/4
	22149	1	Casing Assy - G6-1-1/4
8	09632-D	1	Wear Ring
	09680-3.25	1	Impeller - 3G5-1-1/4
	09680-3.63	1	Impeller - 5G5-1-1/4
	09680-4.00	1	Impeller - 7G5-1-1/4
	09680-4.25	1	Impeller - 10G5-1-1/4
	09680-4.75	1	Impeller - 15G5-1-1/4
	09680-4.97	1	Impeller - 20G5-1-1/4
10	09680-4.25	1	Impeller - 10G6-1-1/4
	09680-4.75	1	Impeller - 15G6-1-1/4
	09680-5.13	1	Impeller - 20G6-1-1/4
	09680-5.66	1	Impeller - 30G6-1-1/4
Stock pump Catalog Number shown are for 1 phase units. Use same impellers for 3 phase units.			
	09634	1	Flat Gasket - G5-1-1/4
	08507	1	Flat Gasket - G6-1-1/4
G5-1/4 Series			
	21333	1	O-Ring Gasket - Buna N (Std)
	21546	1	O-Ring Gasket - Viton
	22132	1	O-Ring Gasket - EPT**
	22058	1	O-Ring Gasket - Teflon
+11	G6-1/4 Series		
	22021	1	O-Ring Gasket - Buna N (Std)
	22020	1	O-Ring Gasket - Viton
	22133	1	O-Ring Gasket - EPT**
	22102	1	O-Ring Gasket - Teflon
12	08827	1	Base
13	08514	1	Mechanical Seal - Buna N (Std)
	09762	1	Mechanical Seal - Viton
	20764-C	1	Mechanical Seal - EPT**
14	08105	1	Slinger Washer
15	01928	2	Cap Screw & 03503 Washer
16	21182	1	Screw
17	21181-C	1	Washer - Bronze
<p>WARNING:  CANCER AND REPRODUCTIVE HARM - WWW.P65WARNINGS.CA.GOV</p>			