

Close Coupled End Suction



3500 RPM - 60Hz.
CAPACITIES TO 100 GPM (6.3 LPS)
HEADS TO 130 FEET (39.6 M)



2900 RPM - 50Hz.
CAPACITIES TO 83 GPM (5.2 LPS)
HEADS TO 89 FEET (27 M)



Individual performance curve should be checked for final selection.

Series: GA5-1, GA5-1 1/4, GA5N-1 1/4, GA6-1 1/4, GA6N-1 1/4

Features

burks®

www.cranepumps.com

Close Coupled End Suction

FOUR POSITION CASING

Discharge can be located in any of four positions. Casing is close grain iron of 30,000 psi minimum tensile strength. Back pull-out design eliminates the need to disturb piping should the pump ever require service - the casing stays in the line.

ENCLOSED BRONZE IMPELLER

Of the latest hydraulic design for maximum efficiency, impeller is balanced for vibration-free operation and threaded onto stainless steel motor shaft.

ENCLOSED GLASS FILLED NORYL® IMPELLER*

Of the latest hydraulic design for maximum efficiency, impeller has molded in brass insert threaded onto stainless steel motor shaft. *Noryl® Impeller is not designed for use with hydrocarbons.

MECHANICAL SHAFT SEAL

Standard self-adjusting shaft seal for temperatures to 225°F (107°C) and pressures to 150 psi (1034 kpa). Ceramic seat and carbon seal face for long trouble-free service. Special seals are available for higher temperatures and fluids other than water.

MOTORS

Standard pump motors are of open drip proof (ODP) construction and are rated with jet pump service factors for continuous duty operation. Motors are 56 frame size with NEMA standard mounting flange, one piece threaded stainless steel shaft and ball/ball bearing construction.

FACTORY TESTED

After careful assembly and inspection, EVERY pump is factory tested and meets Hydraulic Institute standards.

MAXIMUM OPERATING CONDITIONS

| | | |
|---|-------------------------|------------------------|
| TEMPERATURE (For Standard Buna-N Seal) | 225°F (107°C) BRONZE | 175°F (79°C) NORYL® |
| INLET PRESSURE | 70 PSI (433kPa) | |
| CASING WORKING PRESSURE | 200 PSI (1379kPa) | |

MOTOR INFORMATION

60 Hz - 3500 RPM - ODP

Single Phase: 1/3 thru 2 Hp. - 115/230 Volt

3 Hp. - 230 Volt only

Three Phase: 1/3 thru 3 Hp. - 208-230/460 Volt

50 Hz - 2900 RPM - ODP

Single Phase: 110/220 Volt

Three Phase: 380 Volt

Voltages may differ from some suppliers. Consult factory.
Overload Protection: All single phase ODP and Totally Enclosed motors have built-in overload protection. All three phase motors and all explosion proof motors must be installed with a magnetic starter which provides full 3-leg protection. Failure to use correct starter and overloads will void motor warranty.

JACKETED SEAL CAVITY FOR TEMPERATURES TO 500°F (260°C).

Series GA5-1 & GA5-11/4 Pumps are available in a Jacketed Seal Cavity design for pumping hot oil, hot water and heat transfer fluids in common use in high temperature heating or cooling applications. This feature greatly extends seal life in high temperature applications. To order, add suffix "MJ" to pump catalog number for temperatures to 500°F (260°C) See Section on High Temperature Pumps for more information.

MATERIALS OF CONSTRUCTION

| PART | ALL IRON | BRONZE FITTED | ALL BRONZE | NORYL® FITTED |
|------------|-------------------------------|-------------------------------|-------------------------------|-------------------------------|
| Adapter | Cast Iron | Cast Iron | Bronze | Cast Iron |
| Casing | Cast Iron | Cast Iron | Bronze | Cast Iron |
| Impeller | Cast Iron | Bronze | Bronze | Glass Filled Noryl |
| Shaft | #303 Stainless | #303 Stainless | #303 Stainless | #303 Stainless |
| Shaft Seal | Carbon-Ceramic SS - Buna-N | Carbon-Ceramic SS - Buna-N | Carbon-Ceramic SS - Buna-N | Carbon-Ceramic SS - Buna-N |



WARNING:

CANCER AND REPRODUCTIVE HARM -
WWW.P65WARNINGS.CA.GOV

SECTION 2
PAGE 14
DATE 11/18

CRANE®

A Crane Co. Company

PUMPS & SYSTEMS

USA: (937) 778-8947 • Canada: (905) 457-6223 • International: (937) 615-3598

Close Coupled End Suction

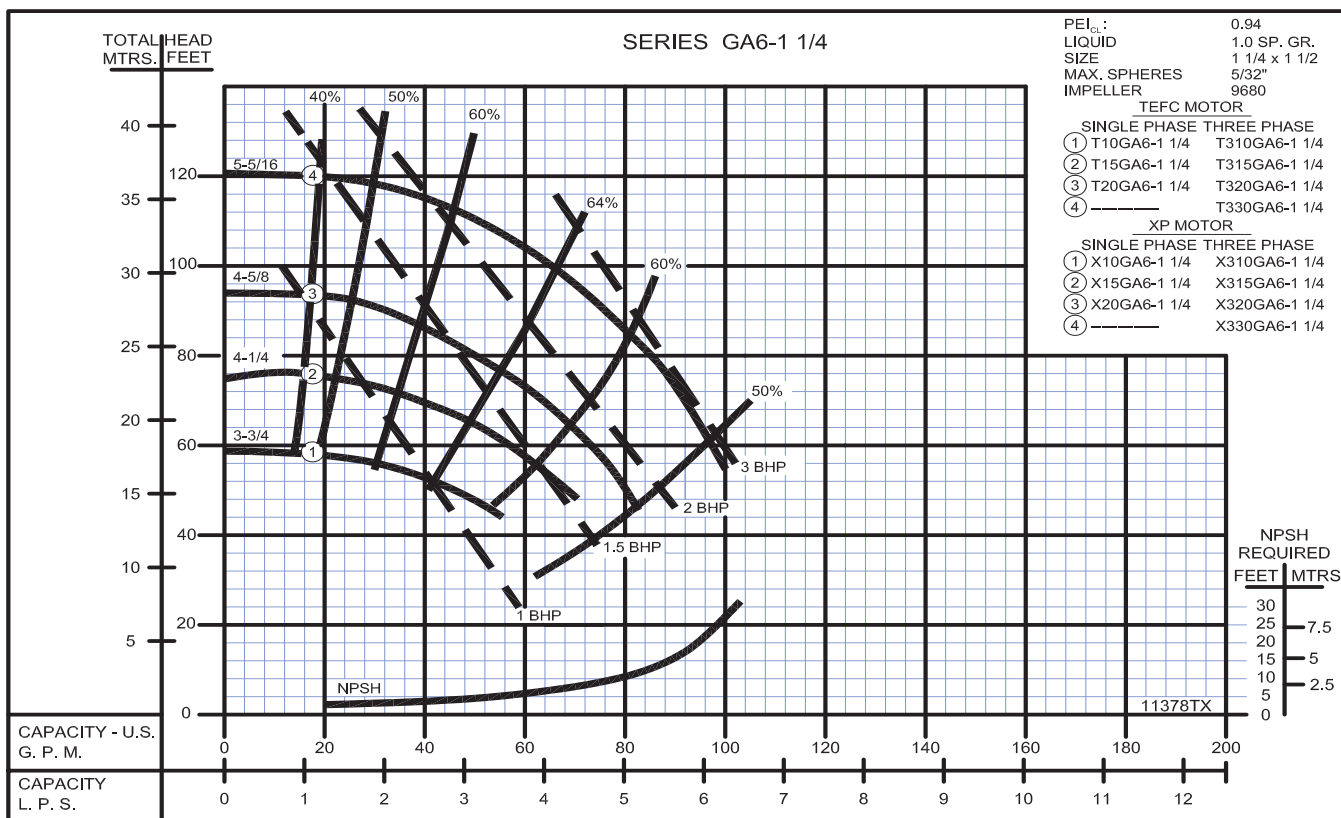
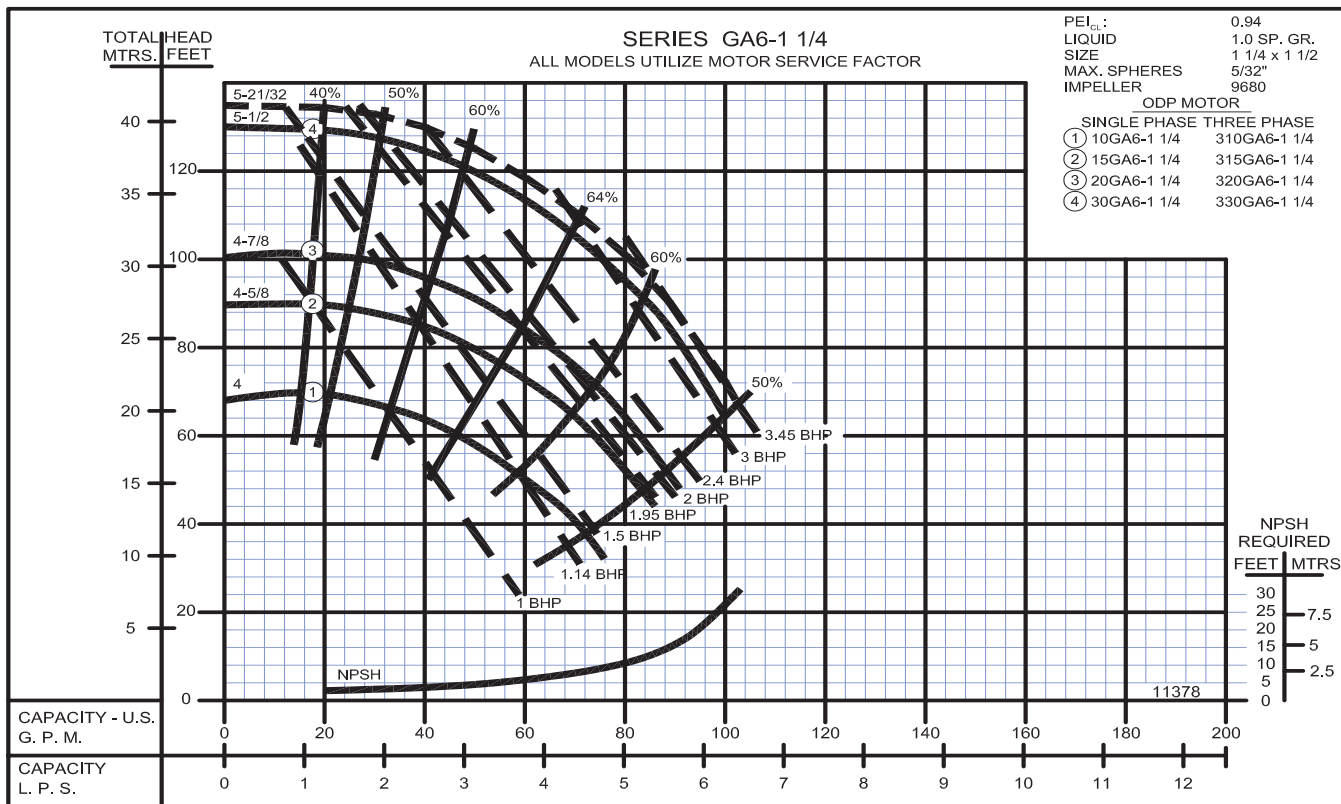


| DIMENSIONS IN INCHES | | | | | | | | | | | | | | | | | | |
|----------------------|------------------|---------------|----------------|--------|---|----------|-------|-------|---------|---|------|---------|--------|-------|--------|---------|-------|--------|
| MODEL | MOTOR FRAME SIZE | DISC NPT (in) | SUCT. NPT (in) | A | B | CP | D | DD | E | F | G | L | O | OP | P | X | Y | Z |
| GA5-1 | 56 | 1 | 1 1/4 | 5 3/16 | 5 | 16 7/8 | 4 3/4 | 3 3/8 | 1 15/16 | 3 | 3/16 | 5 15/16 | 8 9/16 | 9 1/2 | 1 5/16 | 4 11/16 | 2 5/8 | 3 9/16 |
| GA5-1 1/4 | 56 | 1 1/4 | 1 1/2 | 5 3/16 | 5 | 15 11/16 | 4 3/4 | 3 3/8 | 1 15/16 | 3 | 3/16 | 5 15/16 | 8 9/16 | 9 1/2 | 1 5/16 | 4 11/16 | 2 5/8 | 3 3/8 |
| GA6-1 1/4 | 56 | 1 1/4 | 1 1/2 | 5 3/16 | 5 | 15 15/16 | 4 3/4 | 3 3/4 | 1 15/16 | 3 | 3/16 | 5 13/16 | 8 9/16 | 9 1/2 | 1 5/16 | 4 11/16 | 2 5/8 | 3 3/4 |

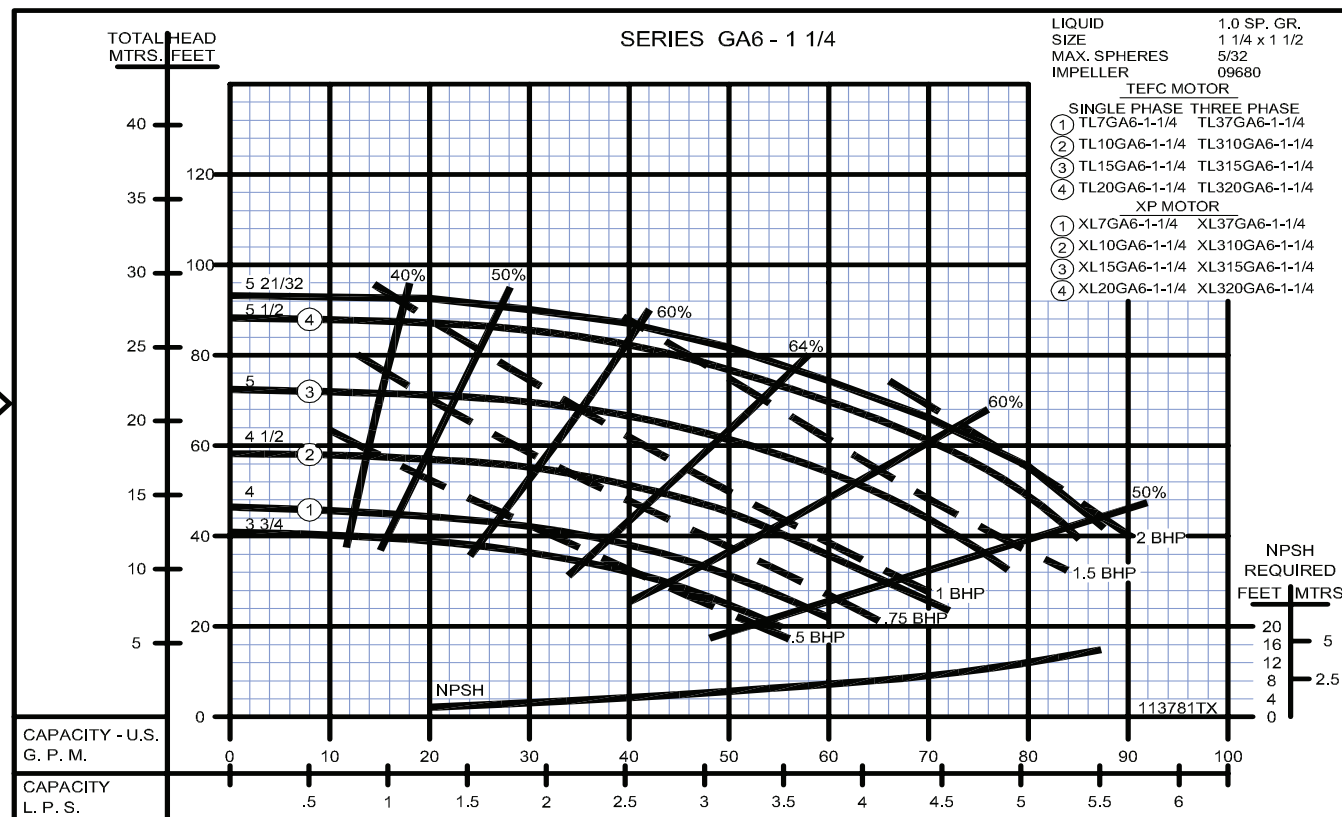
| DIMENSIONS IN MILLIMETERS | | | | | | | | | | | | | | | | | | |
|---------------------------|------------------|---------------|----------------|-----|-----|-----|-----|----|----|----|-----|-----|-----|-----|----|-----|----|----|
| MODEL | MOTOR FRAME SIZE | DISC NPT (in) | SUCT. NPT (in) | A | B | CP | D | DD | E | F | G | L | O | OP | P | X | Y | Z |
| GA5-1 | 56 | 1 | 1 1/4 | 132 | 127 | 429 | 121 | 86 | 49 | 76 | 4.7 | 151 | 217 | 241 | 33 | 119 | 67 | 90 |
| GA5-1 1/4 | 56 | 1 1/4 | 1 1/2 | 132 | 127 | 398 | 121 | 86 | 49 | 76 | 4.7 | 151 | 217 | 241 | 33 | 119 | 67 | 86 |
| GA6-1 1/4 | 56 | 1 1/4 | 1 1/2 | 132 | 127 | 398 | 121 | 95 | 49 | 76 | 4.7 | 148 | 217 | 241 | 33 | 119 | 67 | 95 |

DIMENSIONS SHOWN ABOVE ARE APPROXIMATE MAXIMUM DIMENSIONS FOR STANDARD PUMPS EQUIPPED WITH ODP MOTORS.
 Noryl option specifications same as above.
 ©Noryl is a registered trademark of General Electric.

Close Coupled End Suction



Close Coupled End Suction



Centrifugals - Close Coupled



| 1 - MOTORS (All 56J Frame) | | |
|---|----------------|-----|
| RPM & PHASE | PART NUMBER | HP |
| OPEN DRIP PROOF | | |
| 3500 RPM Single Phase (ODP) | 003-211-371-02 | 1/3 |
| | 005-211-371-02 | 1/2 |
| | 007-211-371-02 | 3/4 |
| | 010-211-371-02 | 1 |
| | 015-211-371-02 | 1½ |
| | 020-211-371-02 | 2 |
| | 030-215-371-02 | 3 |
| 3500 RPM Three Phase (ODP) | 003-230-361-02 | 1/3 |
| | 005-230-361-02 | 1/2 |
| | 007-230-361-02 | 3/4 |
| | 010-230-361-02 | 1 |
| | 015-230-361-02 | 1½ |
| | 020-230-361-02 | 2 |
| | 030-230-361-02 | 3 |
| TOTALLY ENCLOSED | | |
| 3500 RPM Single Phase (TENV / TEFC) | 005-211-372-02 | 1/2 |
| | 007-211-372-02 | 3/4 |
| | 010-211-372-02 | 1 |
| | 015-211-372-02 | 1½ |
| | 020-211-372-02 | 2 |
| 3500 RPM Three Phase (TENV / TEFC) | 005-230-362-02 | 1/2 |
| | 007-230-362-02 | 3/4 |
| | 010-230-362D02 | 1 |
| | 015-230-362D02 | 1½ |
| | 020-230-362D02 | 2 |
| | 030-230-362D02 | 3 |
| EXPLOSION PROOF | | |
| 3500 RPM Single Phase (XP) | 005-211-374-02 | 1/2 |
| | 007-211-374-02 | 3/4 |
| | 010-211-374-02 | 1 |
| | 015-211-374-02 | 1½ |
| | 020-211-374-02 | 2 |
| 3500 RPM Three Phase (XP) | 005-230-364-02 | 1/2 |
| | 007-230-364-02 | 3/4 |
| | 010-230-364-02 | 1 |
| | 015-230-364-02 | 1½ |
| | 020-230-364-02 | 2 |
| | 030-230-364-02 | 3 |

| SYMBOL NUMBER | PART NUMBER | QTY | DESCRIPTION |
|--|---------------------------|-------------|--|
| 8 | 08514 09762 20764-C | 1 1 1 | Mechanical Seal - Buna-N Mechanical Seal - Viton Mechanical Seal - EPT** |
| 9 | GA5-1-1/4 SERIES | | |
| | 21333 | 1 | O-Ring - Buna-N (Std) |
| | 21546 | 1 | O-Ring - Viton |
| | 22058 | 1 | O-Ring - Teflon |
| | 22132 | 1 | O-Ring - EPT** |
| | GA6-1-1/4 SERIES | | |
| | 22021 | 1 | O-Ring - Buna-N (Std) |
| | 22020 | 1 | O-Ring - Viton |
| | 22102 | 1 | O-Ring - Teflon |
| | 22133 | 1 | O-Ring - EPT** |
| 10 | 22751 | 1 | Bracket |
| 12 | 21182 | 1 | Machine Screw 1/4-28 UNFX x 1/2" |
| 13 | 21181-C | 1 | Washer - Bronze |
| DIFFERING PARTS FOR ALL BRONZE CONSTRUCTION | | | |
| 3 | 22752-A | 1 | Adapter - Bronze - GA5-1¼AB |
| | 22754-A | 1 | Adapter - Bronze - GA6-1¼AB |
| 5 | 01691-A | 2 | Plug 1/8" Bronze |
| 6 | 22766-A | 1 | Casing - Bronze - GA5 -1¼AB |
| | 22767-A | 1 | Casing - Bronze - GA6-1¼AB |
| DIFFERING PARTS FOR ALL IRON CONSTRUCTION | | | |
| 5 | 00158 | 2 | Plug, 1/8-27 NPT |
| 7 | 09680-C | 1 | Impeller - Iron* |
| 13 | 21181-A | 1 | Washer - SS |

(*) Size suffixes same as standard bronze impellers.

(**) For hot water or Caustic service.

| SYMBOL NUMBER | PART NUMBER | QTY | DESCRIPTION |
|--|-------------|-----|--------------------------------|
| 2 | 08105 | 1 | Slinger Washer |
| 3 | 22752 | 1 | Adapter - GA5-1-1/4 |
| | 22752-1 | 1 | Tapped - GA5-1-1/4 |
| | 22754 | 1 | Adapter - GA6-1-1/4 |
| | 22754-1 | 1 | Tapped - GA6-1-1/4 |
| 4 | 21236 | 8 | Cap Screw |
| 5 | 00158 | 2 | Pipe Plug - 1/8" Bronze |
| 6 | 22766 | 1 | Casing - GA5-1-1/4 |
| | 22766-1 | 1 | Casing w/Flush Tap - GA5-1-1/4 |
| | 22767 | 1 | Casing - GA6-1-1/4 |
| | 22767-1 | 1 | Casing w/Flush Tap - GA6-1-1/4 |
| 7 | 09680-3.13 | 1 | Impeller, Brass - 3GA5-1-1/4 |
| | 09680-3.44 | 1 | Impeller, Brass - 5GA5-1-1/4 |
| | 09680-3.81 | 1 | Impeller, Brass - 7GA5-1-1/4 |
| | 09680-4.13 | 1 | Impeller, Brass - 10GA5-1-1/4 |
| | 09680-4.56 | 1 | Impeller, Brass - 15GA5-1-1/4 |
| | 09680-4.88 | 1 | Impeller, Brass - 20GA5-1-1/4 |
| | 09680-4.00 | 1 | Impeller, Brass - 10GA6-1-1/4 |
| | 09680-4.63 | 1 | Impeller, Brass - 15GA6-1-1/4 |
| | 09680-4.88 | 1 | Impeller, Brass - 20GA6-1-1/4 |
| | 09680-5.50 | 1 | Impeller, Brass - 30GA6-1-1/4 |
| | 21363-3.13 | 1 | Impeller, Noryl - 3GA5N-1-1/4 |
| | 21363-3.47 | 1 | Impeller, Noryl - 5GA5N-1-1/4 |
| | 21363-3.81 | 1 | Impeller, Noryl - 7GA5N-1-1/4 |
| | 21363-4.06 | 1 | Impeller, Noryl - 10GA5N-1-1/4 |
| | 21363-4.50 | 1 | Impeller, Noryl - 15GA5N-1-1/4 |
| | 21363-4.97 | 1 | Impeller, Noryl - 20GA5N-1-1/4 |
| | 21363-4.00 | 1 | Impeller, Noryl - 10GA6N-1-1/4 |
| | 21363-4.63 | 1 | Impeller, Noryl - 15GA6N-1-1/4 |
| | 21363-5.19 | 1 | Impeller, Noryl - 20GA6N-1-1/4 |
| | 21363-5.66 | 1 | Impeller, Noryl - 30GA6N-1-1/4 |
| Stock Pump catalog numbers shown are for 1 phase units. Use same impellers for 3 phase units. | | | |



WARNING:

CANCER AND REPRODUCTIVE HARM -
WWW.P65WARNINGS.CA.GOV