

Close Coupled End Suction



DIMENSIONS IN INCHES

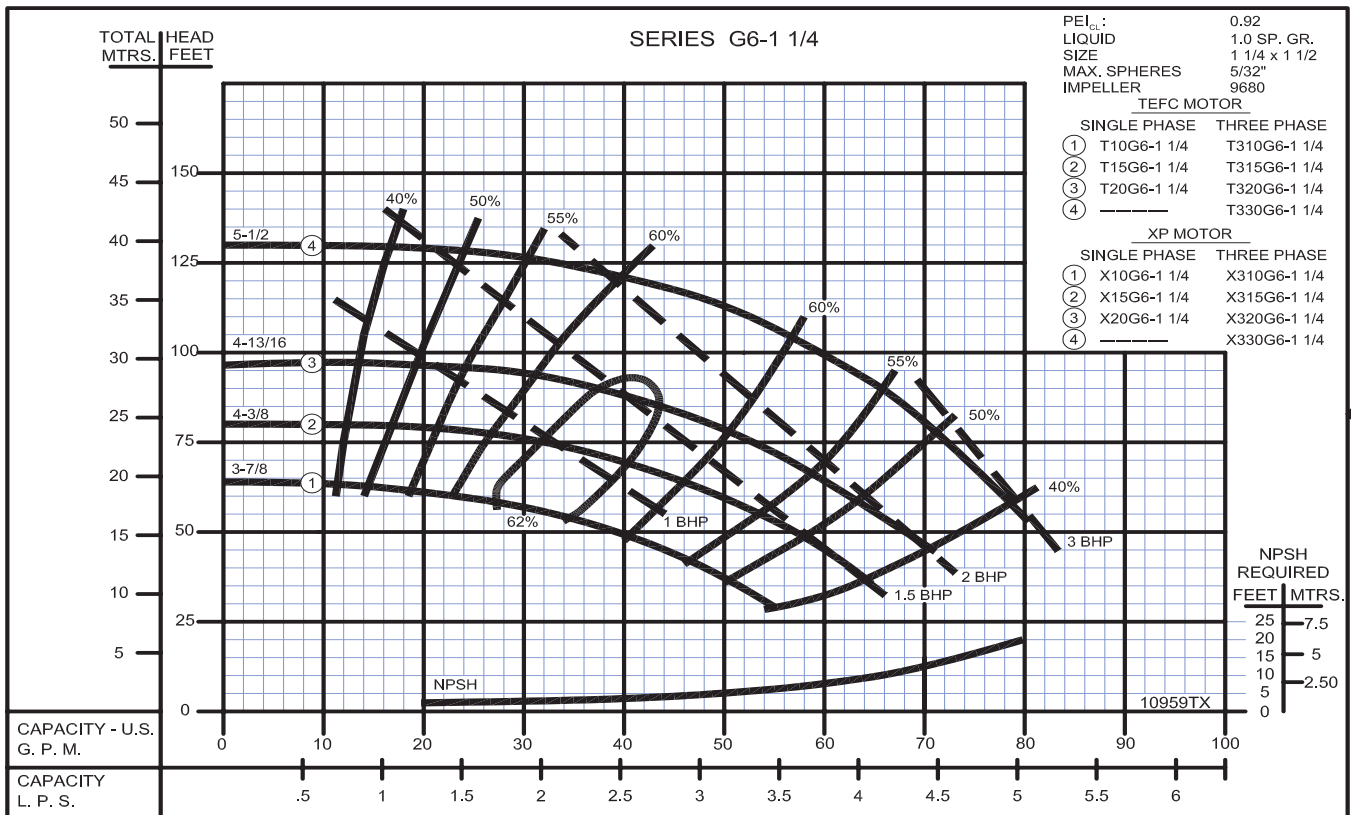
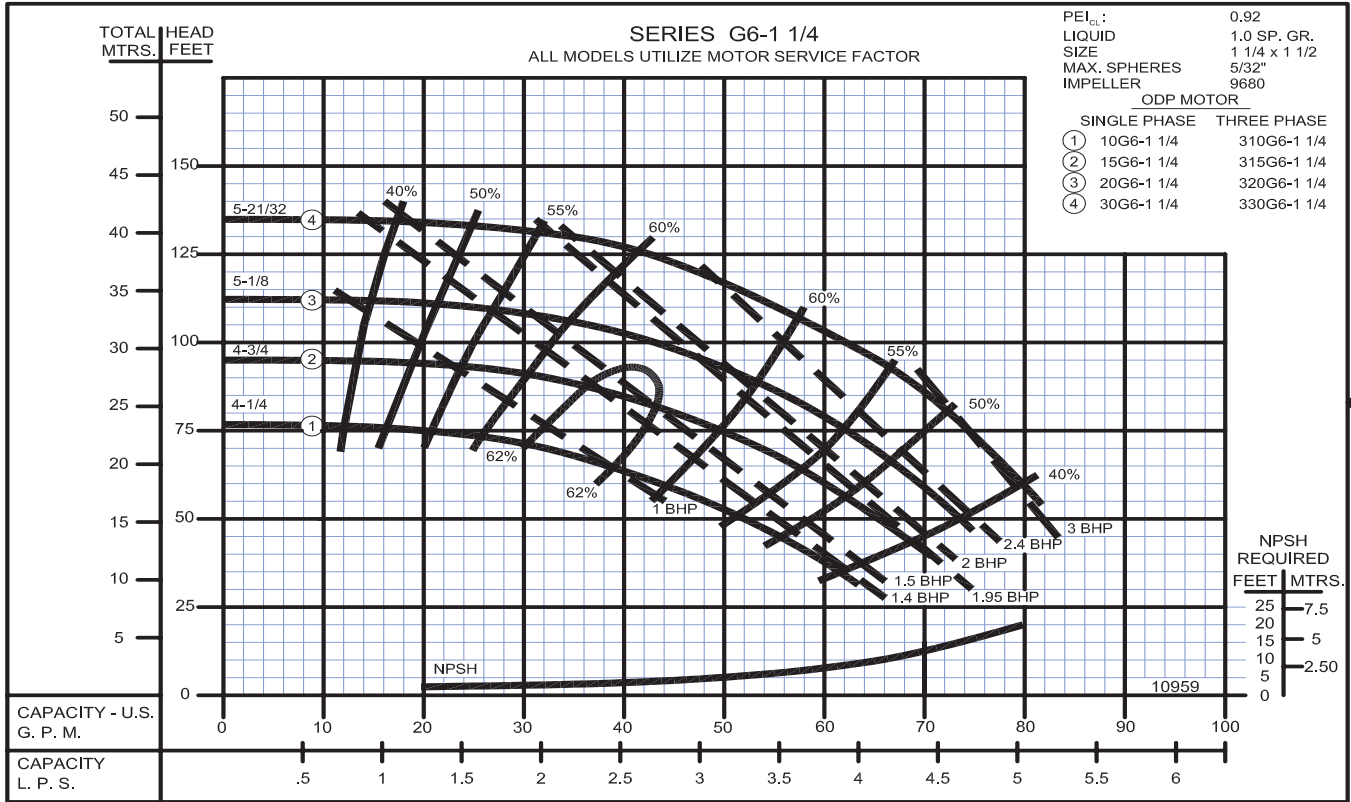
MODEL	MOTOR FRAME SIZE	DISC NPT (in)	SUCT. NPT (in)	A	B	CP	D	DD	E	G	H	L	O	OP	P	X	Y	Z
G5-1¼	56	1¼	1½	7¾	8	15¾	4¾	3¼	1 ¹⁵ / ₁₆	¾	9/ ₁₆	6 ⁷ / ₈	8 ⁹ / ₁₆	9 ³ / ₈	4 ⁵ / ₁₆	4 ⁷ / ₁₆	2 ³ / ₈	3 ³ / ₈
G6-1¼	56	1¼	1½	8½	8	15 ⁷ / ₈	5¼	3¾	1 ¹⁵ / ₁₆	¾	9/ ₁₆	7¼	9 ¹ / ₁₆	10	4 ⁵ / ₁₆	4 ¹¹ / ₁₆	2½	3¾

DIMENSIONS IN MILLIMETERS

MODEL	MOTOR FRAME SIZE	DISC NPT (in)	SUCT. NPT (in)	A	B	CP	D	DD	E	G	H	L	O	OP	P	X	Y	Z
G5-1¼	56	1¼	1½	197	203	400	121	83	49	19	14	175	217	238	109	113	60	86
G6-1¼	56	1¼	1½	216	203	403	133	95	49	19	14	184	230	254	109	119	64	95

DIMENSIONS SHOWN ABOVE ARE APPROXIMATE MAXIMUM DIMENSIONS FOR STANDARD PUMPS EQUIPPED WITH ODP MOTORS.

Close Coupled End Suction




Centrifugals - Close Coupled



1 - MOTORS (All 56J Frame)		HP
RPM & PHASE	PART NUMBER	
OPEN DRIP PROOF		
3500 RPM Single Phase (ODP)	003-211-371-02	1/3
	005-211-371-02	1/2
	007-211-371-02	3/4
	010-211-371-02	1
	015-211-371-02	1½
	020-211-371-02	2
030-215-371-02	3	
3500 RPM Three Phase (ODP)	003-230-361-02	1/3
	005-230-361-02	1/2
	007-230-361-02	3/4
	010-230-361-02	1
	015-230-361-02	1½
	020-230-361-02	2
030-230-361-02	3	
TOTALLY ENCLOSED		
3500 RPM Single Phase (TENV / TEFC)	005-211-372-02	1/2
	007-211-372-02	3/4
	010-211-372-02	1
	015-211-372-02	1½
	020-211-372-02	2
	005-230-362-02	1/2
3500 RPM Three Phase (TENV / TEFC)	007-230-362-02	3/4
	010-230-362D02	1
	015-230-362D02	1½
	020-230-362D02	2
	030-230-362D02	3
	EXPLOSION PROOF	
3500 RPM Single Phase (XP)	005-211-374-02	1/2
	007-211-374-02	3/4
	010-211-374-02	1
	015-211-374-02	1½
	020-211-374-02	2
	005-230-364-02	1/2
3500 RPM Three Phase (XP)	007-230-364-02	3/4
	010-230-364-02	1
	015-230-364-02	1½
	020-230-364-02	2
	030-230-364-02	3

Centrifugals - Close Coupled

SYMBOL NUMBER	PART NUMBER	QTY	DESCRIPTION
DIFFERING PARTS FOR ALL BRONZE CONSTRUCTION			
2	03122-A	4	Cap Screw
3	09630-A	1	Adapter - Bronze - G5-1-1/4
5	09657-A	1	Adapter - Bronze - G6-1-1/4
* 7	03288	4	Cap Screw
	22148-A	1	Casing Assy - G5-1-1/4AB
	22149-A	1	Casing Assy - G6-1-1/4AB
15	03289	2	Cap Screw & 20056 Washer
DIFFERING PARTS FOR ALL IRON CONSTRUCTION			
6	00158	5	Pipe Plug 1/8"
7	22148-B	1	Casing Assy - G5-1-1/4AI
	22149-B	1	Casing Assy - G6-1-1/4AI
8	09632-C	1	Wear Ring
	09680-C-3.25	1	Impeller - 3G5-1-1/4AI
	09680-C-3.63	1	Impeller - 5G5-1-1/4AI
	09680-C-4.00	1	Impeller - 7G5-1-1/4AI
	09680-C-4.25	1	Impeller - 10G5-1-1/4AI
	09680-C-4.75	1	Impeller - 15G5-1-1/4AI
	09680-C-4.97	1	Impeller - 20G5-1-1/4AI
10	09680-C-4.25	1	Impeller - 10G6-1-1/4AI
	09680-C-4.75	1	Impeller - 15G6-1-1/4AI
	09680-C-5.13	1	Impeller - 20G6-1-1/4AI
	09680-C-5.66	1	Impeller - 30G6-1-1/4AI
Stock pump Catalog Number shown are for 1 phase units. Use same impellers for 3 phase units.			
17	21181-A	1	Washer - SS
DIFFERING PARTS FOR G5-1/4SS CONSTRUCTION			
3	09630-B	1	Adapter
5	04235-A	4	Cap Screw SS
6	01691-B	5	Pipe Plug - 1/8" SS
7	09633-B	1	Casing Assy
	09680-B-3.25	1	Impeller - 3G5-1-1/4SS
	09680-B-3.63	1	Impeller - 5G5-1-1/4SS
	09680-B-4.00	1	Impeller - 7G5-1-1/4SS
	09680-B-4.25	1	Impeller - 10G5-1-1/4SS
	09680-B-4.75	1	Impeller - 15G5-1-1/4SS
	09680-B-4.97	1	Impeller - 20G5-1-1/4SS
11	23023	1	O-Ring Gasket - Buna N (Std)
	21021	1	O-Ring Gasket - Viton
	23024	1	O-Ring Gasket - EPT**
17	21181-A	1	Washer - SS

SYMBOL NUMBER	PART NUMBER	QTY	DESCRIPTION
2	03122	4	Cap Screw
3	09630	1	Adapter - G5-1-1/4
	09630-C	1	Adapter w/Flush Tap - G5-1-1/4
	09657	1	Adapter - G6-1-1/4
	09657-2	1	Adapter w/Flush Tap - G6-1-1/4
5	04235	4	Cap Screw, 3/8" x 1 1/4" Lg
6	01691-A	5	Pipe Plug, 1/8" Brass
* 7	22148	1	Casing Assy - G5-1-1/4
	22149	1	Casing Assy - G6-1-1/4
8	09632-D	1	Wear Ring
	09680-3.25	1	Impeller - 3G5-1-1/4
	09680-3.63	1	Impeller - 5G5-1-1/4
	09680-4.00	1	Impeller - 7G5-1-1/4
	09680-4.25	1	Impeller - 10G5-1-1/4
	09680-4.75	1	Impeller - 15G5-1-1/4
	09680-4.97	1	Impeller - 20G5-1-1/4
10	09680-4.25	1	Impeller - 10G6-1-1/4
	09680-4.75	1	Impeller - 15G6-1-1/4
	09680-5.13	1	Impeller - 20G6-1-1/4
	09680-5.66	1	Impeller - 30G6-1-1/4
Stock pump Catalog Number shown are for 1 phase units. Use same impellers for 3 phase units.			
	09634	1	Flat Gasket - G5-1-1/4
	08507	1	Flat Gasket - G6-1-1/4
G5-1/4 Series			
	21333	1	O-Ring Gasket - Buna N (Std)
	21546	1	O-Ring Gasket - Viton
	22132	1	O-Ring Gasket - EPT**
	22058	1	O-Ring Gasket - Teflon
+11			
G6-1/4 Series			
	22021	1	O-Ring Gasket - Buna N (Std)
	22020	1	O-Ring Gasket - Viton
	22133	1	O-Ring Gasket - EPT**
	22102	1	O-Ring Gasket - Teflon
12	08827	1	Base
13	08514	1	Mechanical Seal - Buna N (Std)
	09762	1	Mechanical Seal - Viton
	20764-C	1	Mechanical Seal - EPT**
14	08105	1	Slinger Washer
15	01928	2	Cap Screw & 03503 Washer
16	21182	1	Screw
17	21181-C	1	Washer - Bronze
<p>WARNING: CANCER AND REPRODUCTIVE HARM - WWW.P65WARNINGS.CA.GOV</p> 			

(*) Includes Symbol 6 & 8
 (**) For hot water or Caustic service.
 (+) G5-1/4 and G6-1/4 Series pumps have been manufactured with either a flat or O-ring type gasket. Determine which type is required before ordering. When in doubt, order flat gasket.