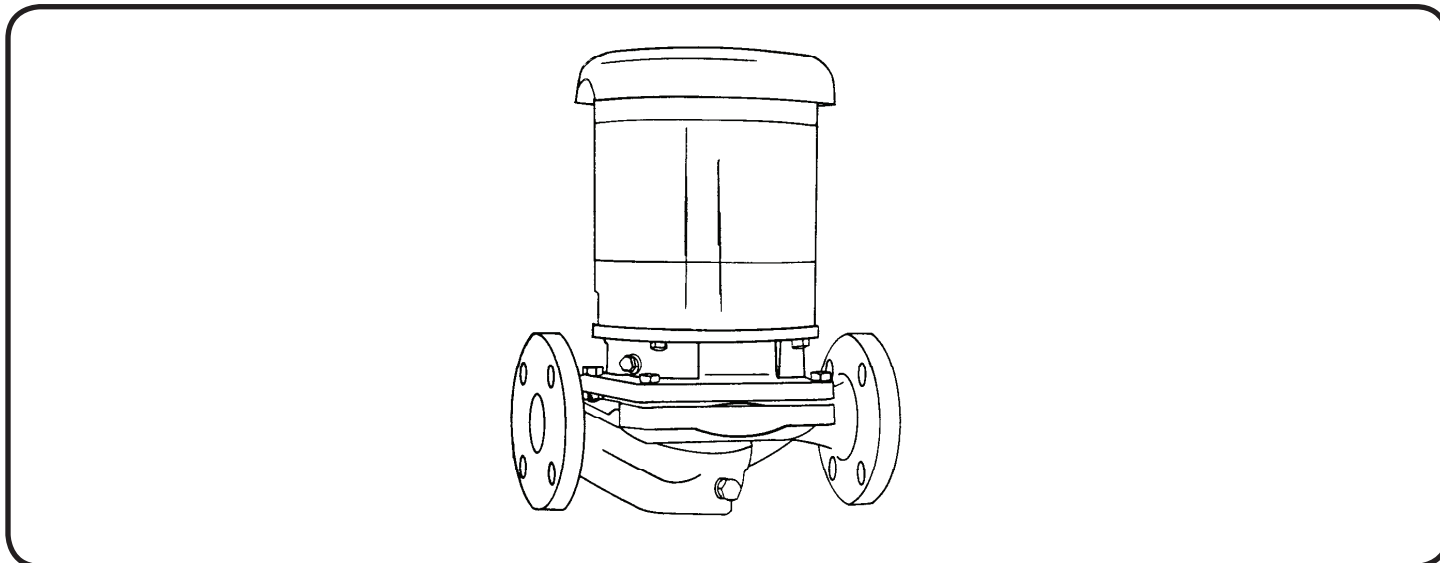


*Inline*



1/3 to 2 hp. - six models

Capacities to 80 GPM (5 LPS) - Heads to 110 feet. (33.5M)

Install in any position - Horizontal, vertical or on an angle.

Leak Proof Mechanical Seal - Self Adjusting - for temperatures up to 225°F.(107°C)- easy to service.

Enclosed Bronze Impeller threaded onto stainless steel motor shaft.

Balanced for smoother, quieter operation.

Replaceable casing wear ring.

Easy to service - back pull-out design allows removal of pumping assembly without disturbing piping.

Saves costly fittings.

Saves Installation time.

BURKS GB Series IN-LINE pumps are efficient, close-coupled centrifugals designed for long life service on heating and air conditioning systems, pressure boosting, liquid transfer and general industrial service. They are available in Bronze Fitted, All Iron or All Bronze construction. Standard pumps are supplied with open drip-proof motors. Three phase, totally enclosed or explosion proof motors are available to meet a variety of applications.

MAXIMUM OPERATING CONDITIONS	
TEMPERATURE (For Standard Buna-N Seal)	225°F (107°C)
INLET PRESSURE	100 PSI (690 kpa)
CASE WORKING PRESSURE	200 PSI (1379 kpa)

**MOTORS**

Standard pump motors have open drip proof construction and are rated with jet pump service factors for continuous duty operation. Open Drip Proof motors are 56 frame size with NEMA standard mounting flange, one piece threaded stainless steel shaft and ball/ ball bearing construction.

**MOTOR INFORMATION**

60 Hz - 3500 RPM - ODP

50 Hz - 2900 RPM - ODP

Single Phase: 115/230 V.

Three Phase: 208-230/460 V

Voltages may differ from some suppliers. Consult factory.

**OVERLOAD PROTECTION**

All single phase ODP and Totally Enclosed motors have built-in overload protection. All three phase motors and all explosion proof motors must be installed with a magnetic starter which provides full 3-leg protection. Failure to use correct starter and overloads will void motor warranty.

MATERIALS OF CONSTRUCTION			
PART	ALL IRON	BRONZE FITTED	ALL BRONZE
Adapter	Cast Iron	Cast Iron	Bronze
Casing	Cast Iron	Cast Iron	Bronze
Shaft	#303 Stainless	#303 Stainless	#303 Stainless
Impeller	Cast Iron	Bronze	Bronze
Wear Ring	Steel	Bronze	Bronze
Shaft Seal	Carbon-Ceramic S. Steel-Buna-N	Carbon-Ceramic S. Steel-Buna-N	Carbon-Ceramic S. Steel-Buna-N



**WARNING:**

CANCER AND REPRODUCTIVE HARM -  
WWW.P65WARNINGS.CA.GOV

Performance and Selection  
Dimensions

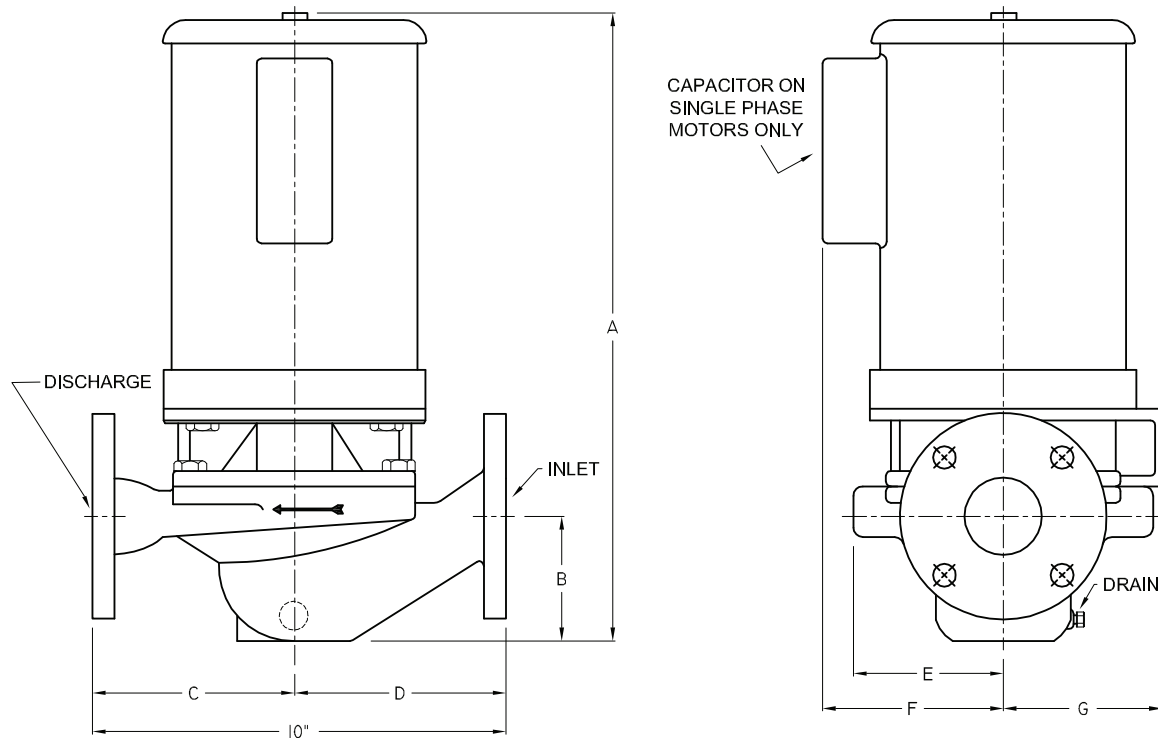
**Inline**

*CATALOG NUMBER	H.P.	† INLET & DISCHARGE PIPE FLANGE SIZES	TOTAL HEAD IN FEET & METERS (m)								
			20 (6.1)	30 (9.1)	40 (12.1)	50 (15.2)	60 (18.2)	70 (21.3)	80 (24.3)	90 (27.4)	100 (30.4)
			CAPACITY IN G.P.M. (L.P.S.)								
3GB5-1½F	1/3	1½	49 (3.1)	40 (2.5)	20 (1.3)	---	---	---	---	---	---
5GB5-1½F	1/2	1½	60 (3.8)	54 (3.4)	45 (2.8)	32 (2.0)	---	---	---	---	---
7GB5-1½F	3/4	1½	---	65 (4.1)	60 (3.8)	53 (3.3)	42 (2.6)	---	---	---	---
10GB5-1½F	1	1½	---	72 (4.5)	68 (4.3)	63 (3.9)	55 (3.5)	42 (2.6)	---	---	---
15GB5-1½F	1½	1½	---	---	---	76 (4.8)	72 (4.5)	65 (4.1)	55 (3.5)	40 (2.5)	---
20GB5-1½F	2	1½	---	---	---	---	80 (5.0)	76 (4.8)	69 (4.3)	58 (3.7)	43 (2.7)

(\*) Catalog numbers are for pumping units with single phase motors.

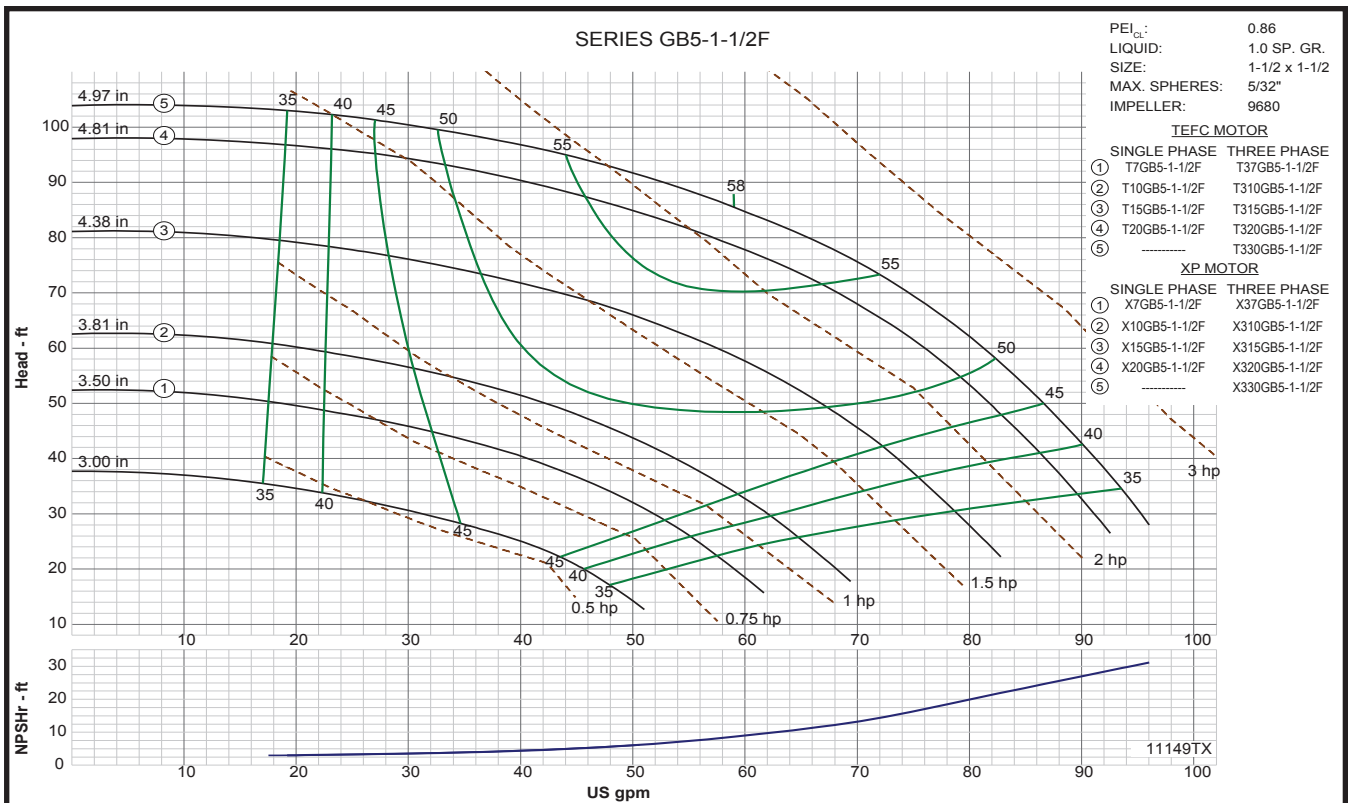
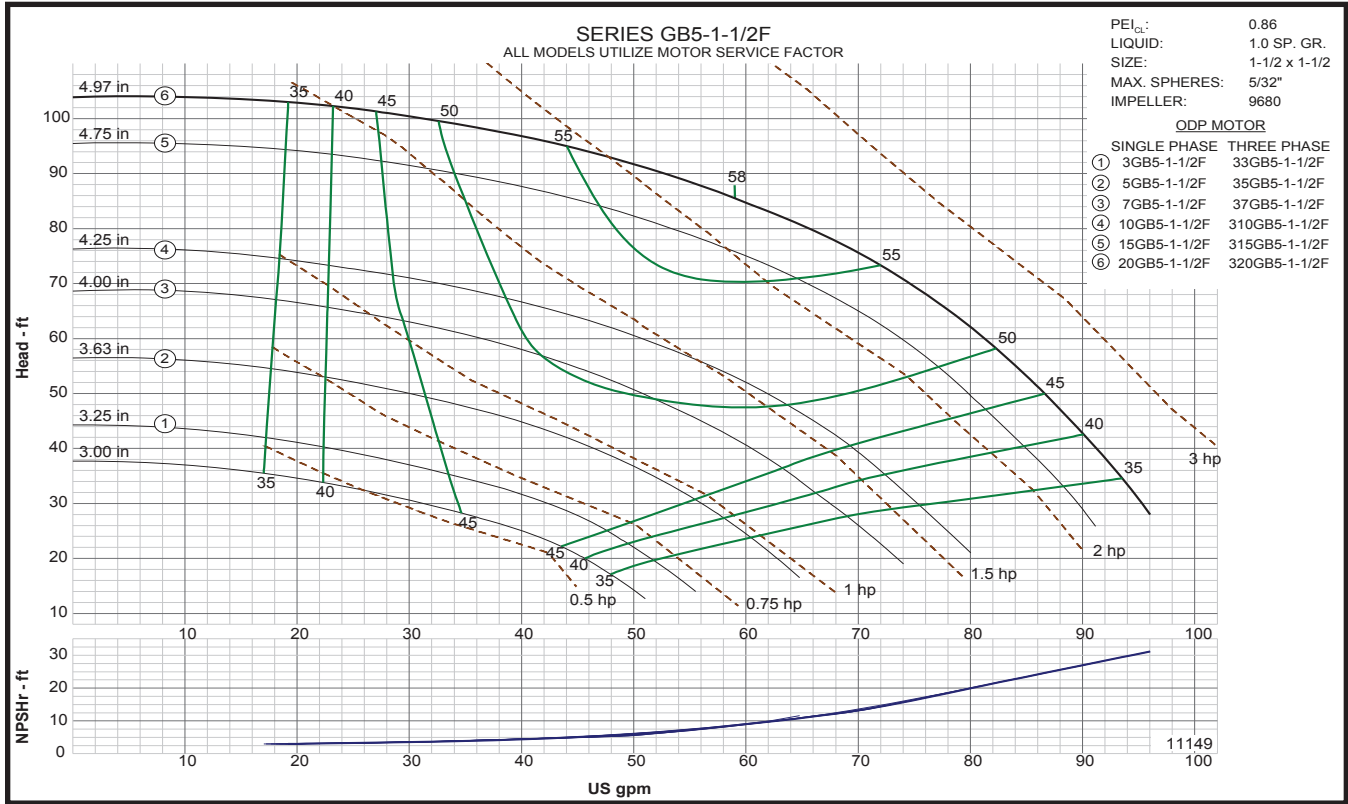
For three phase motor, add prefix "3" to catalog number, Example: 33GB5-1½F

(†) Companion ANSI Class 125 Flange Kit Available

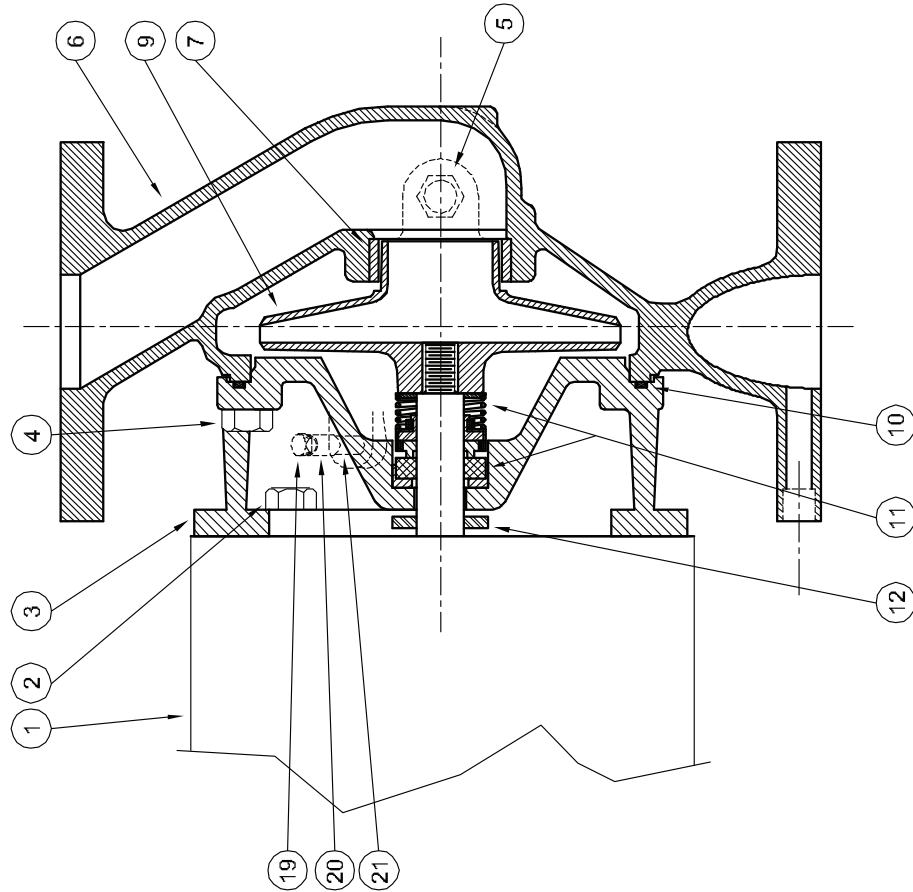
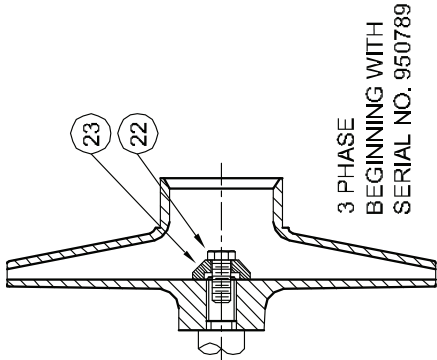


DIMENSIONS IN INCHES & MILLIMETERS (mm)									
MODEL	H.P.	1 PH - A	3 PH - A	B	C	D	E	F	G
3GB5-1½F	1/3	13⅞ (352)	14⅞ (371)	2¾ (70)	5 (127)	5 (127)	3½ (89)	5⅞ (138)	4 (102)
5GB5-1½F	1/2	14⅞ (365)	14⅞ (371)	2¾ (70)	5 (127)	5 (127)	3½ (89)	5⅞ (138)	4 (102)
7GB5-1½F	3/4	14⅞ (378)	15⅞ (384)	2¾ (70)	5 (127)	5 (127)	3½ (89)	5⅞ (138)	4 (102)
10GB5-1½F	1	15⅞ (391)	15⅞ (397)	2¾ (70)	5 (127)	5 (127)	3½ (89)	5⅞ (138)	4 (102)
15GB5-1½	1½	16⅞ (422)	15⅞ (397)	2¾ (70)	5 (127)	5 (127)	3½ (89)	5⅞ (138)	4 (102)
20GB5-1½F	2	16⅞ (422)	16¼ (413)	2¾ (70)	5 (127)	5 (127)	3½ (89)	5⅞ (138)	4 (102)

DIMENSIONS SHOWN ARE APPROXIMATE MAXIMUM DIMENSIONS FOR STANDARD PUMPS EQUIPPED WITH ODP MOTORS.



**Centrifugals - In-Line**



1 - MOTORS (All 56J Frame)		HP
RPM & PHASE	PART NUMBER	
OPEN DRIP PROOF		
Single Phase (ODP)	003-211-371-02	1/3
	005-211-371-02	1/2
	007-211-371-02	3/4
	010-211-371-02	1
	015-211-371-02	1½
020-211-371-02	2	
Three Phase (ODP)	003-230-361-02	1/3
	005-230-361-02	1/2
	007-230-361-02	3/4
	010-230-361-02	1
	015-230-361-02	1½
020-230-361-02	2	

Centrifugals - Inline

SYMBOL NUMBER	PART NUMBER	QTY	DESCRIPTION
12	08105	1	Slinger Washer
19	00158	1	Pipe Plug 1/8"
20	02395	1	Pipe Coupling 1/8"
21	02394	1	Pipe Nipple 1/8"
22	21182	1	Screw - 1/4-28 x 1/2" Lg
23	21181-C	1	Washer
DIFFERING PARTS FOR ALL BRONZE CONSTRUCTION			
2	03122-A	4	Cap Screw
3	09630-D	1	Adapter
4	03288	4	Cap Screw
5	04236	1	Plug
*6	09882-A	1	Casing Assy. 9882-A
19	01691-A	1	Plug
20	21925	1	Pipe Coupling
21	21926	1	Pipe Nipple

(\*) Casing Assy. Include Symbol 7.  
 (\*\*) For hot water or Caustic service.  
 (+) Series GB pumps have been manufactured with either a flat or O-ring type gasket. Determine which type is required before ordering. When in doubt, order flat gasket.

SYMBOL NUMBER	PART NUMBER	QTY	DESCRIPTION
2	03122	4	Cap Screw - 3/8" x 3/4"
3	09630-C	1	Adapter
4	04235	4	Cap Screw - 3/8" x 1 1/4"
5	04236-D	1	Pipe Plug 1/4"
*6	09882	1	Casing Assy
7	09632-D	1	Wear Ring
9	09680-3.25	1	Impeller - 3GB5-1-1/2F
	09680-3.63	1	Impeller - 5GB5-1-1/2F
	09680-4.00	1	Impeller - 7GB5-1-1/2F
	09680-4.25	1	Impeller - 10GB5-1-1/2F
	09680-4.75	1	Impeller - 15GB5-1-1/2F
+10	09680-4.97	1	Impeller - 20GB5-1-1/2F
	09634	1	Flat Gasket +
	21333	1	O-Ring Gasket - Buna-N
	21546	1	O-Ring Gasket - Viton
	22132	1	O-Ring Gasket - EPT**
11	22058	1	O-Ring Gasket - Teflon
	08514	1	Mechanical Seal - Buna-N (Std)
	09762	1	Mechanical Seal - Viton
	20764-C	1	Mechanical Seal - EPT**

**NOTE:**  
 Beginning with Serial No. 950789, all pumps with three-phase motors are equipped with an impeller lock screw and washer as illustrated. All other methods of securing the impeller to the shaft have been discontinued.  
 If it is necessary to disconnect three phase motor leads while new replacement impeller is installed on any pump prior to serial No. 950789, leads should be tagged to insure correct motor rotation and prevent impeller spin-off.

**WARNING:**  
 CANCER AND REPRODUCTIVE HARM -  
 WWW.P65WARNINGS.CA.GOV

