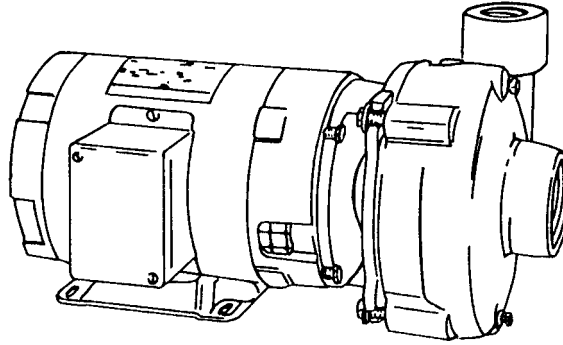


SECTION	2A
PAGE	28
ISSUED	2/03
REPLACES	12/01

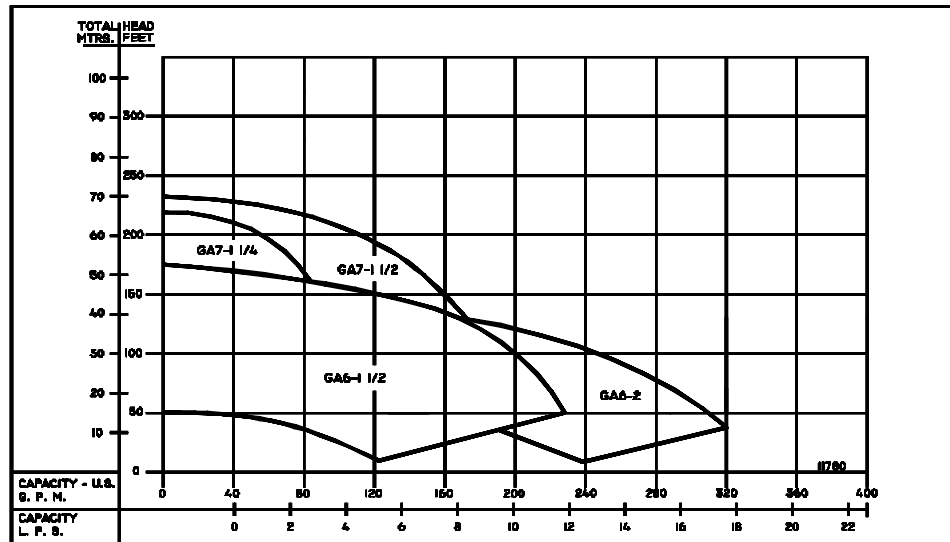
**SERIES: GA7-1-1/4
GA6-1-1/2
GA6-2
GA7-1-1/2**



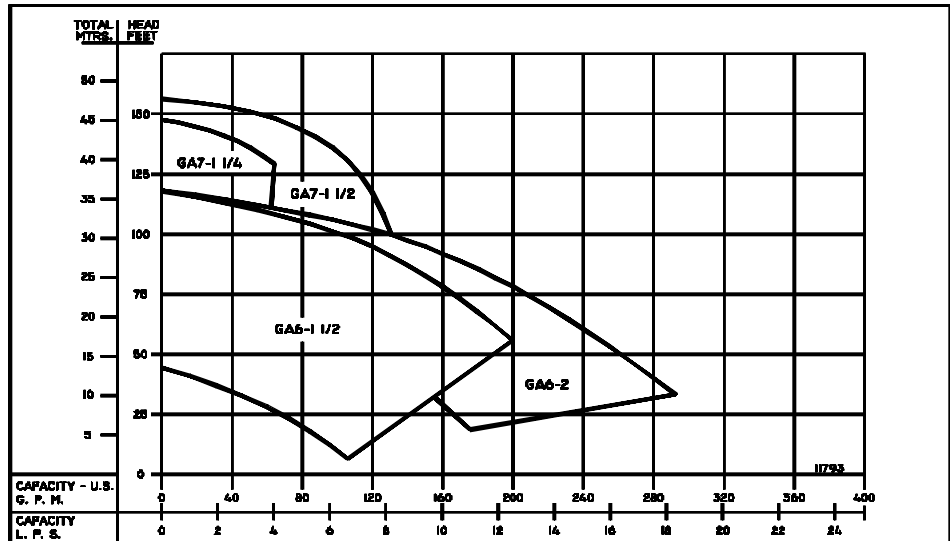
CLOSED COUPLED CENTRIFUGAL PUMPS



3500RPM - 60Hz.
CAPACITIES TO 300GPM (19LPS)
HEADS TO 230 FEET (70M)



2900RPM - 50Hz.
CAPACITIES TO 280GPM (18LPS)
HEADS TO 152 FEET (46.3M)



PUMPS & SYSTEMS

FEATURES

- **FOUR POSITION CASING**

Discharge can be located in any of four positions. Casing is close grain iron of 30,000 psi minimum tensile strength. Back pull-out design eliminates the need to disturb piping should the pump ever require service - the casing stays in the line.

- **ENCLOSED BRONZE IMPELLER**

Of the latest hydraulic design for maximum efficiency, impeller is balanced for vibration-free operation. It is precision fit to shaft with key drive and cap screw lock.

- **MECHANICAL SHAFT SEAL**

Standard self-adjusting shaft seal for temperatures to 225°F (107°C) and pressures to 150 psi (1034kpa). Ceramic seat and carbon seal face for long trouble-free service. Special seals are available for higher temperatures and fluids other than water.

- **BRONZE SHAFT SLEEVE**

Gasketed and keyed hook-type sleeve protects shaft from wear and corrosion in seal area.

- **MOTORS**

JM Type motors have NEMA standard mounting flange, extended steel shaft and dual bearings. These motors offer the advantages of quiet operation, controlled shaft deflection for longer seal life, and bearings sized to provide good service life. All motors are supplied by manufacturers with national field service facilities.

- **FACTORY TESTED**

After careful assembly and inspection, **EVERY** pump is factory tested and will meet Hydraulic Institute standards.

MAXIMUM OPERATING CONDITIONS	
TEMPERATURE (For Standard Buna-N Seal)	225°F (107°C)
INLET PRESSURE	100 PSI (690kpa)
CASING WORKING PRESSURE	200 PSI (1379kpa)

MOTOR INFORMATION

60 Hz - 1750 RPM - ODP

60 Hz - 3500 RPM - ODP

Single Phase: 1 thru 2 Hp. - 115/230 V
3 & 7½ Hp. - 230 V.

Three Phase: 1 thru 10 Hp. - 230/460 V

50 Hz - 2900 RPM - ODP

50 Hz - 1450 RPM - ODP

Single Phase: 110/220 Volt

Three Phase: 380 Volt

Voltages may differ from some suppliers. Consult factory.
Overload Protection: All motors must be installed with magnetic starter which provides full overload protection on all legs. Failure to use correct starter and overloads will void motor warranty.

GA6 Series pumps are not available with 7-1/2 HP Totally Enclosed or Explosion Proof motors.

MATERIALS OF CONSTRUCTION

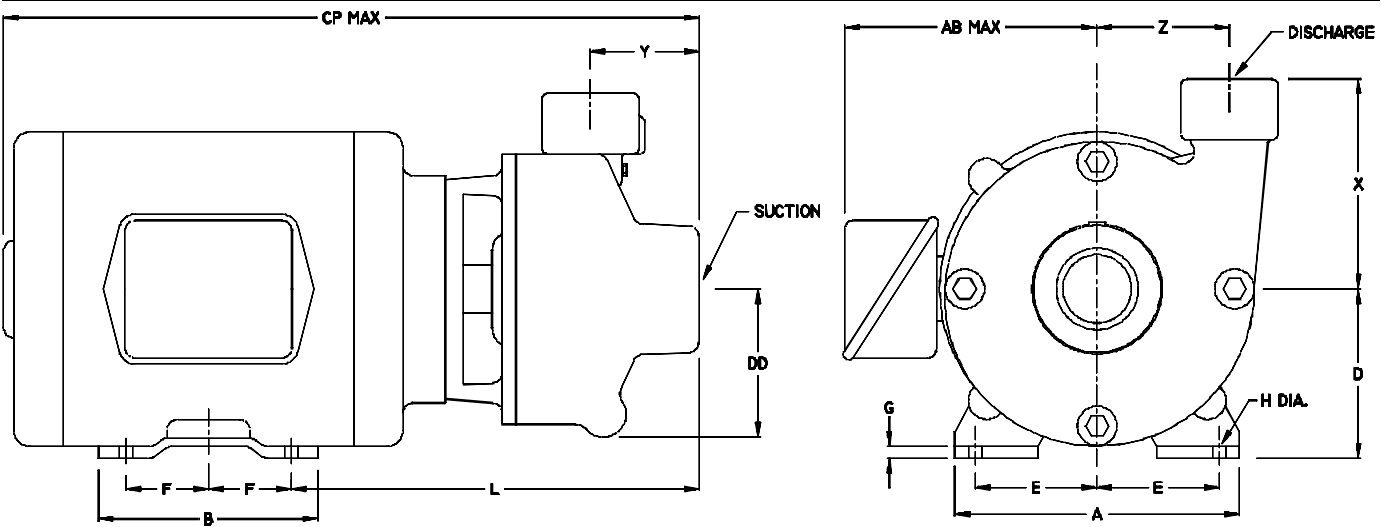
PART	BRONZE FITTED	ALL BRONZE	◇ ALL IRON
Adapter	Cast Iron	Bronze	Cast Iron
Casing	Cast Iron	Bronze	Cast Iron
Shaft	Steel	Steel	Steel
Impeller	Bronze	Bronze	Cast Iron
Shaft Sleeve	Bronze	Bronze	#316 Stainless
Shaft Seal	Carbon-Ceramic S. Steel-Buna-N	Carbon-Ceramic S. Steel-Buna-N	Carbon-Ceramic S. Steel-Buna-N

◇ Does NOT include GA7-1½

SECTION	2A
PAGE	30
ISSUED	2/03
REPLACES	12/01



DIMENSIONS



Catalog Number		HP	Motor Frame Size	Disc. NPT	Suct. NPT	DIMENSIONS IN INCHES													
1 Phase	3 Phase					A	AB	B	CP	D	DD	E	F	G	H	L	X	Y	Z
30GA7-1 ¹ / ₄	330GA7-1 ¹ / ₄	3	145JM	1 ¹ / ₄	1 ¹ / ₂	7	8 ¹⁵ / ₁₆	6	17 ⁷ / ₁₆	3 ¹ / ₂	4 ¹ / ₂	2 ³ / ₄	2 ¹ / ₂	3/8	11 ¹ / ₃₂	10 ¹ / ₄	5 ⁵ / ₈	3 ⁵ / ₁₆	4 ¹ / ₁₆
50GA7-1 ¹ / ₄	350GA7-1 ¹ / ₄	5	182JM			8 ³ / ₄	9 ⁷ / ₈	5 ³ / ₄	18 ³ / ₁₆	4 ¹ / ₂	4 ¹ / ₂	3 ³ / ₄	2 ¹ / ₄	1/2	13 ¹ / ₃₂	11	5 ⁵ / ₈	3 ⁵ / ₁₆	4 ¹ / ₁₆
-----	375GA7-1 ¹ / ₄	7 ¹ / ₂	184JM			8 ³ / ₄	9 ⁷ / ₈	6 ³ / ₄	19 ³ / ₁₆	4 ¹ / ₂	4 ¹ / ₂	3 ³ / ₄	2 ³ / ₄	1/2	13 ¹ / ₃₂	11	5 ⁵ / ₈	3 ⁵ / ₁₆	4 ¹ / ₁₆
104GA6-1 ¹ / ₂	3104GA6-1 ¹ / ₂	1	143JM	1 ¹ / ₂	2	7	8 ¹⁵ / ₁₆	5	15 ¹³ / ₁₆	4 ⁵ / ₁₆	3 ¹ / ₂	2 ³ / ₄	2	3/8	11 ¹ / ₃₂	9 ⁵ / ₈	4 ³ / ₄	2 ⁹ / ₁₆	3 ¹³ / ₁₆
15GA6-1 ¹ / ₂	315GA6-1 ¹ / ₂	1 ¹ / ₂	143JM			7	8 ¹⁵ / ₁₆	5	15 ¹³ / ₁₆	4 ⁵ / ₁₆	3 ¹ / ₂	2 ³ / ₄	2	3/8	11 ¹ / ₃₂	9 ⁵ / ₈	4 ³ / ₄	2 ⁹ / ₁₆	3 ¹³ / ₁₆
20GA6-1 ¹ / ₂	320GA6-1 ¹ / ₂	2	145JM			7	8 ¹⁵ / ₁₆	6	16 ¹³ / ₁₆	4 ⁵ / ₁₆	3 ¹ / ₂	2 ³ / ₄	2 ¹ / ₂	3/8	11 ¹ / ₃₂	9 ⁵ / ₈	4 ³ / ₄	2 ⁹ / ₁₆	3 ¹³ / ₁₆
30GA6-1 ¹ / ₂	330GA6-1 ¹ / ₂	3	145JM			7	8 ¹⁵ / ₁₆	6	16 ¹³ / ₁₆	4 ⁵ / ₁₆	3 ¹ / ₂	2 ³ / ₄	2 ¹ / ₂	3/8	11 ¹ / ₃₂	9 ⁵ / ₈	4 ³ / ₄	2 ⁹ / ₁₆	3 ¹³ / ₁₆
50GA6-1 ¹ / ₂	350GA6-1 ¹ / ₂	5	182JM			8 ³ / ₄	9 ⁷ / ₈	5 ³ / ₄	17 ⁹ / ₁₆	4 ⁵ / ₁₆	4 ¹ / ₂	3 ³ / ₄	2 ¹ / ₄	1/2	13 ¹ / ₃₂	10 ³ / ₈	4 ³ / ₄	2 ⁹ / ₁₆	3 ¹³ / ₁₆
-----	375GA6-1 ¹ / ₂	7 ¹ / ₂	184JM			8 ³ / ₄	9 ⁷ / ₈	6 ³ / ₄	18 ⁹ / ₁₆	4 ⁵ / ₁₆	4 ¹ / ₂	3 ³ / ₄	2 ³ / ₄	1/2	13 ¹ / ₃₂	10 ³ / ₈	4 ³ / ₄	2 ⁹ / ₁₆	3 ¹³ / ₁₆
104GA6-2	3104GA6-2	1	143JM	2	2 ¹ / ₂	7	8 ¹⁵ / ₁₆	5	16 ¹ / ₁₆	4 ⁵ / ₈	3 ¹ / ₂	2 ³ / ₄	2	3/8	11 ¹ / ₃₂	9 ⁷ / ₈	5 ⁷ / ₁₆	2 ³ / ₄	4
154GA6-2	3154GA6-2	1 ¹ / ₂	145JM			7	8 ¹⁵ / ₁₆	6	17 ¹ / ₁₆	4 ⁵ / ₈	3 ¹ / ₂	2 ³ / ₄	2 ¹ / ₂	3/8	11 ¹ / ₃₂	9 ⁷ / ₈	5 ⁷ / ₁₆	2 ³ / ₄	4
30GA6-2	330GA6-2	3	145JM			7	8 ¹⁵ / ₁₆	6	17 ¹ / ₁₆	4 ⁵ / ₈	3 ¹ / ₂	2 ³ / ₄	2 ¹ / ₂	3/8	11 ¹ / ₃₂	9 ⁷ / ₈	5 ⁷ / ₁₆	2 ³ / ₄	4
50GA6-2	350GA6-2	5	182JM	2	2 ¹ / ₂	8 ³ / ₄	9 ⁷ / ₈	5 ³ / ₄	17 ¹³ / ₁₆	4 ⁵ / ₈	4 ¹ / ₂	3 ³ / ₄	2 ¹ / ₄	1/2	13 ¹ / ₃₂	10 ⁵ / ₈	5 ⁷ / ₁₆	2 ³ / ₄	4
-----	375GA6-2	7 ¹ / ₂	184JM			8 ³ / ₄	9 ⁷ / ₈	6 ³ / ₄	18 ¹³ / ₁₆	4 ⁵ / ₈	4 ¹ / ₂	3 ³ / ₄	2 ³ / ₄	1/2	13 ¹ / ₃₂	10 ⁵ / ₈	5 ⁷ / ₁₆	2 ³ / ₄	4
104GA7-1 ¹ / ₂	3104GA7-1 ¹ / ₂	1	143JM			1 ¹ / ₂	2	7	8 ¹⁵ / ₁₆	5	16 ¹ / ₂	3 ¹ / ₂	4 ⁹ / ₁₆	2 ³ / ₄	2	3/8	11 ¹ / ₃₂	10 ⁵ / ₁₆	6
154GA7-1 ¹ / ₂	3154GA7-1 ¹ / ₂	1 ¹ / ₂	145JM	7	8 ¹⁵ / ₁₆			6	17 ¹ / ₂	3 ¹ / ₂	4 ⁹ / ₁₆	2 ³ / ₄	2 ¹ / ₂	3/8	11 ¹ / ₃₂	10 ⁵ / ₁₆	6	3 ⁵ / ₁₆	4 ¹ / ₄
50GA7-1 ¹ / ₂	-----	5	184JM	9	9 ⁷ / ₈			6 ³ / ₄	19 ¹ / ₄	4 ¹ / ₂	4 ⁹ / ₁₆	3 ³ / ₄	2 ³ / ₄	1/2	13 ¹ / ₃₂	11 ¹ / ₁₆	6	3 ⁵ / ₁₆	4 ¹ / ₄
-----	350GA7-1 ¹ / ₂	5	182JM	9	9 ⁷ / ₈			5 ³ / ₄	18 ¹ / ₄	4 ¹ / ₂	4 ⁹ / ₁₆	3 ³ / ₄	2 ¹ / ₄	1/2	13 ¹ / ₃₂	11 ¹ / ₁₆	6	3 ⁵ / ₁₆	4 ¹ / ₄
75GA7-1 ¹ / ₂	-----	7 ¹ / ₂	213JM	10 ¹ / ₂	11 ¹ / ₁₆			7 ¹ / ₄	20 ³ / ₄	5 ¹ / ₄	4 ⁹ / ₁₆	4 ¹ / ₄	2 ³ / ₄	5/8	13 ¹ / ₃₂	11 ¹⁵ / ₁₆	6	3 ⁵ / ₁₆	4 ¹ / ₄
-----	375GA7-1 ¹ / ₂	7 ¹ / ₂	184JM	9	9 ⁷ / ₈			6 ³ / ₄	19 ¹ / ₄	4 ¹ / ₂	4 ⁹ / ₁₆	3 ³ / ₄	2 ³ / ₄	1/2	13 ¹ / ₃₂	11 ¹ / ₁₆	6	3 ⁵ / ₁₆	4 ¹ / ₄
-----	3100GA7-1 ¹ / ₂	10	213JM	10 ¹ / ₂	11 ¹ / ₁₆	7 ¹ / ₄	20 ³ / ₄	5 ¹ / ₄	4 ⁹ / ₁₆	4 ¹ / ₄	2 ³ / ₄	5/8	13 ¹ / ₃₂	11 ¹⁵ / ₁₆	6	3 ⁵ / ₁₆	4 ¹ / ₄		

DIMENSIONS SHOWN ABOVE ARE APPROXIMATE MAXIMUM DIMENSIONS FOR STANDARD PUMPS EQUIPPED WITH ODP MOTORS.



PUMPS & SYSTEMS

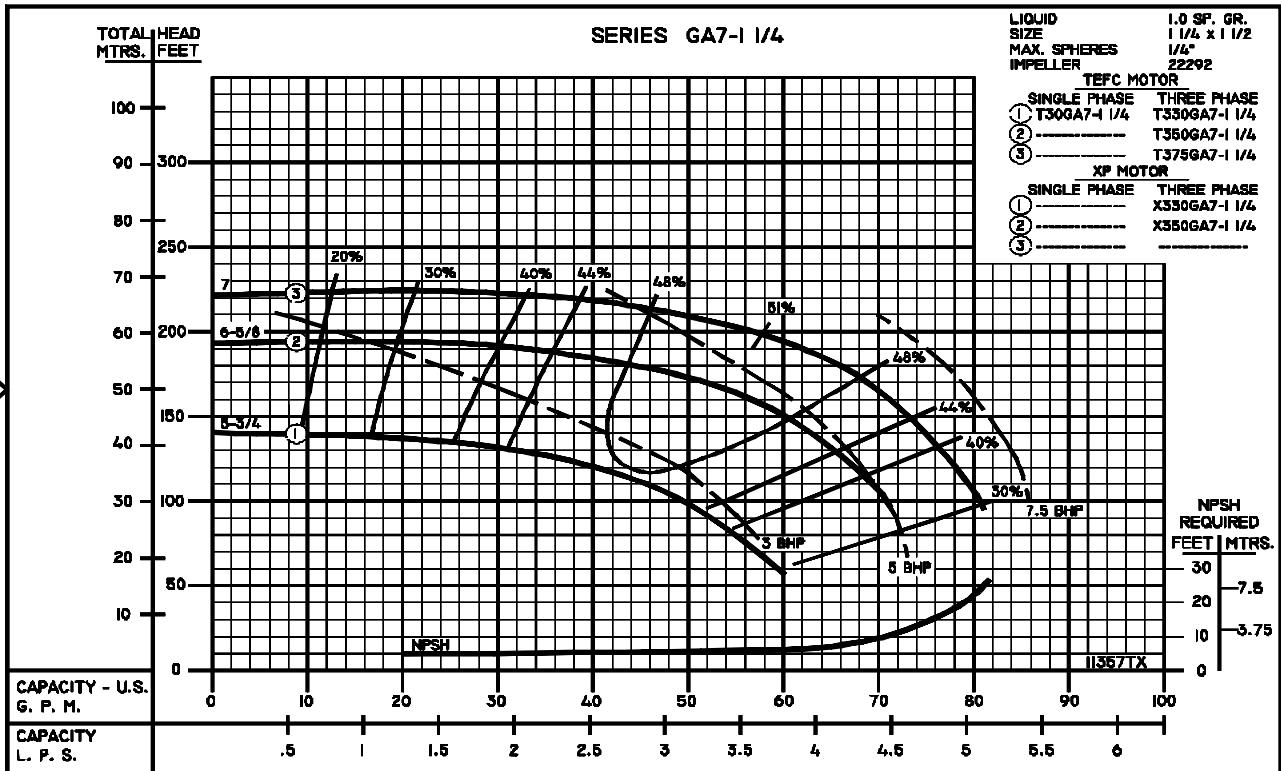
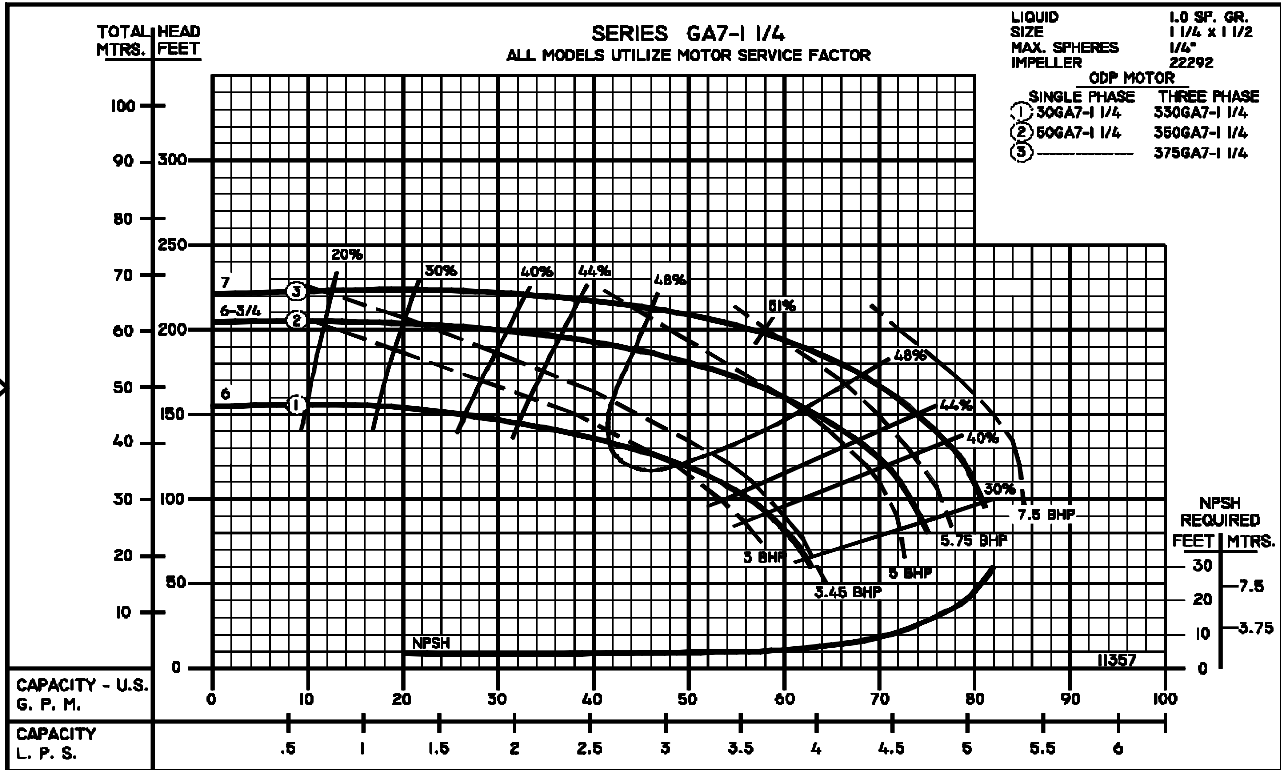
PumpAgents.com - buy pumps and parts online

SECTION	2A
PAGE	32
ISSUED	2/03
REPLACES	12/01

60HZ PERFORMANCE CURVE



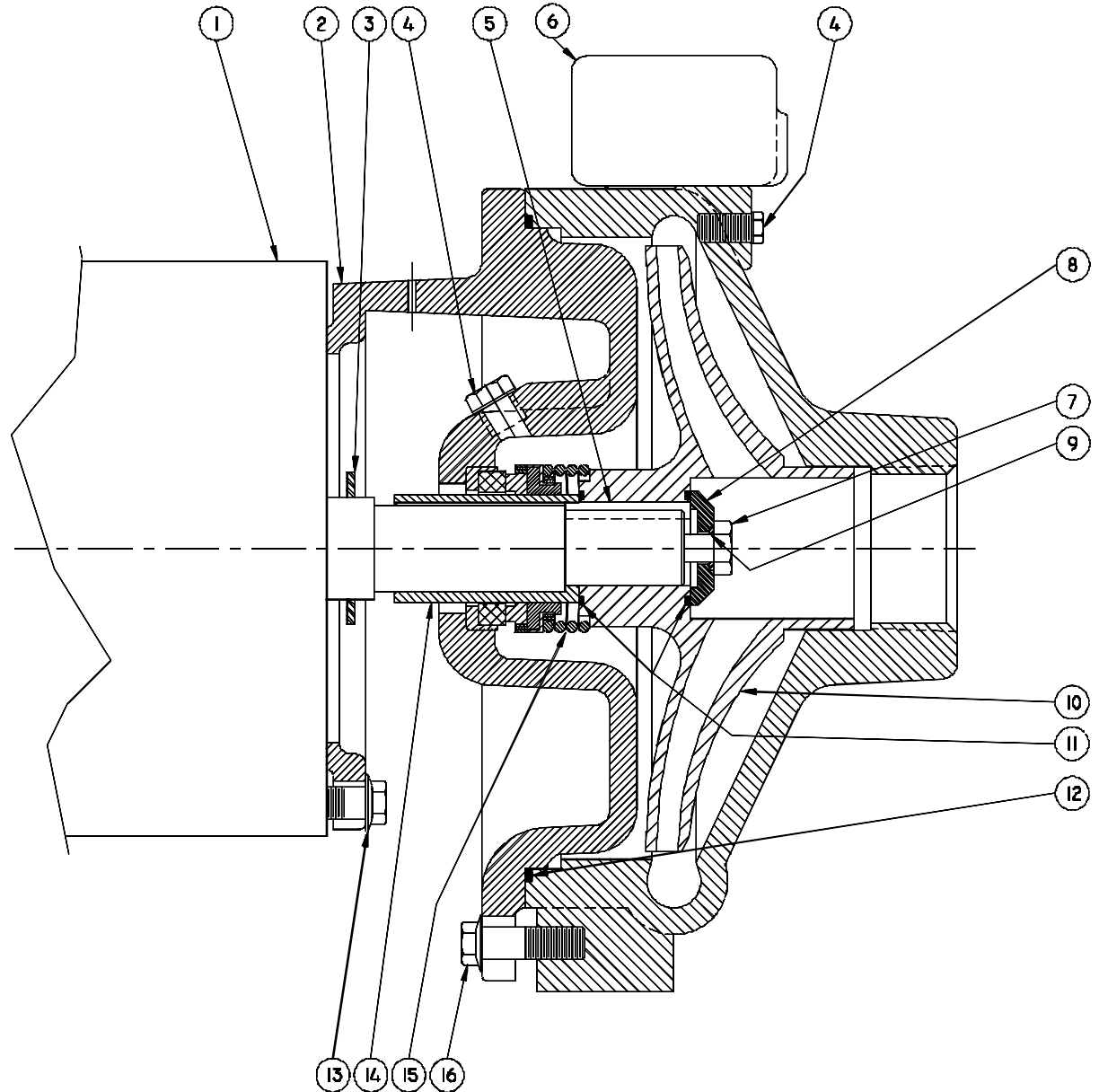
END SUCTION CENTRIFUGAL PUMPS



PUMPS & SYSTEMS

CCCP-8

1 - MOTORS			
RPM & PHASE	PART NUMBER	HP	FRAME SIZE
OPEN DRIP PROOF			
3500 RPM Single Phase (ODP)	09901	3	182JM
	09902	5	184JM
3500 RPM Three Phase (ODP)	09905	3	145JM
	09906	5	182JM
	09907	7.5	184JM
	09999	10	213JM
TOTALLY ENCLOSED			
3500 RPM Single Phase (TEFC)	21881	3	182JM
	23990B	5	184JM
3500 RPM Three Phase (TEFC)	09947	3	182JM
	09950	5	184JM
	09951	7.5	213JM
EXPLOSION PROOF			
3500 RPM Three Phase (XP)	09953	3	182JM
	09954	5	184JM



SERIES: GA7-1-1/4 CENTRIFUGAL PUMPS

File: GA7-125.dwg

SYMBOL NUMBER	PART NUMBER	QUANTITY	DESCRIPTION
2	22294	1	Adapter 180JM Frame
	22845	1	Adapter 213-215JM Frame
3	09918	1	Slinger Washer
4	00158	2	Pipe Plug - 1/8" Bronze
5	23014	1	Key
6	22293	1	Casing
7	1-529-1	1	Cap Screw-S.S.
8	22105-C	1	Washer - Bronze
9	22080	1	O-Ring Gasket - Buna N (Std)
	2-31005-012	1	O-Ring Gasket - Viton
	22093	1	O-Ring Gasket - EPDM*
10	22292-6.00	1	Impeller-30GA7-1-1/4 & 330GA7-1-1/4
	22292-6.75	1	Impeller-50GA7-1-1/4 & 350GA7-1-1/4
	22292-7.00	1	Impeller-375GA7-1-1/4
11	22083	2	O-Ring Gasket - Buna N (Std)
	22084	2	O-Ring Gasket - Viton
	22094	2	O-Ring Gasket - EPDM*
12	22321	1	O-Ring Gasket - Buna N (Std)
	22322	1	O-Ring Gasket - Viton
	22324	1	O-Ring Gasket - EPDM*

SYMBOL NUMBER	PART NUMBER	QUANTITY	DESCRIPTION
13	21236	4	Cap Screw
14	22063-C	1	Shaft Sleeve - Bronze
15	09917	1	Mechanical Seal - Buna N (Std)
	09926	1	Mechanical Seal - Viton
	21271	1	Mechanical Seal - EPDM*
16	22803	4	Cap Screw
DIFFERING PARTS FOR ALL BRONZE CONSTRUCTION			
2	22294-A	1	Adapter-Bronze
4	01691-A	2	Pipe Plug, 1/8" - Bronze
6	22293-A	1	Casing - Bronze
7	03289	1	Cap Screw - Bronze
DIFFERING PARTS FOR ALL IRON CONSTRUCTION			
4	00158	2	Pipe Plug - 1/8" Steel
8	22105-A	1	Washer - Steel
10	Not Available	1	Impeller-Iron
14	22063-A	1	Shaft Sleeve - S.S.

* For hot water or caustic service.

For technical advice or service please take your pump into your local pump service center.
To order pump or parts or for pricing please go to the following links :

[Burks Pumps Home >>](#)

[Burks Pumps stock list >>](#)