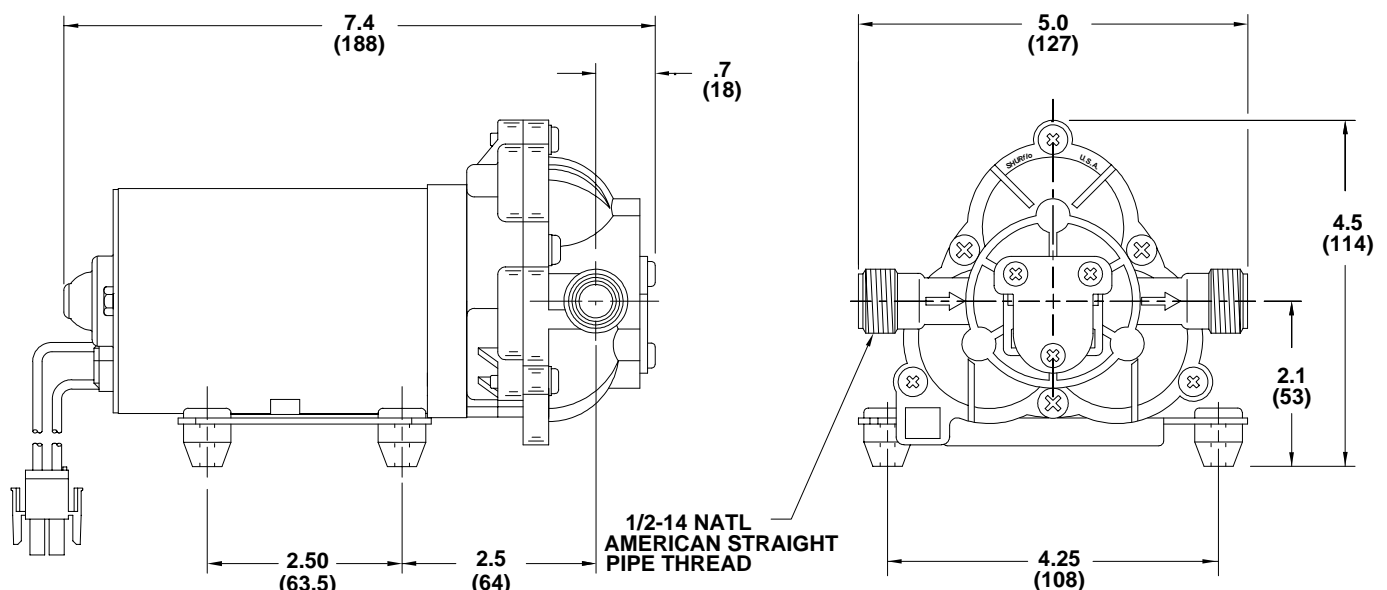
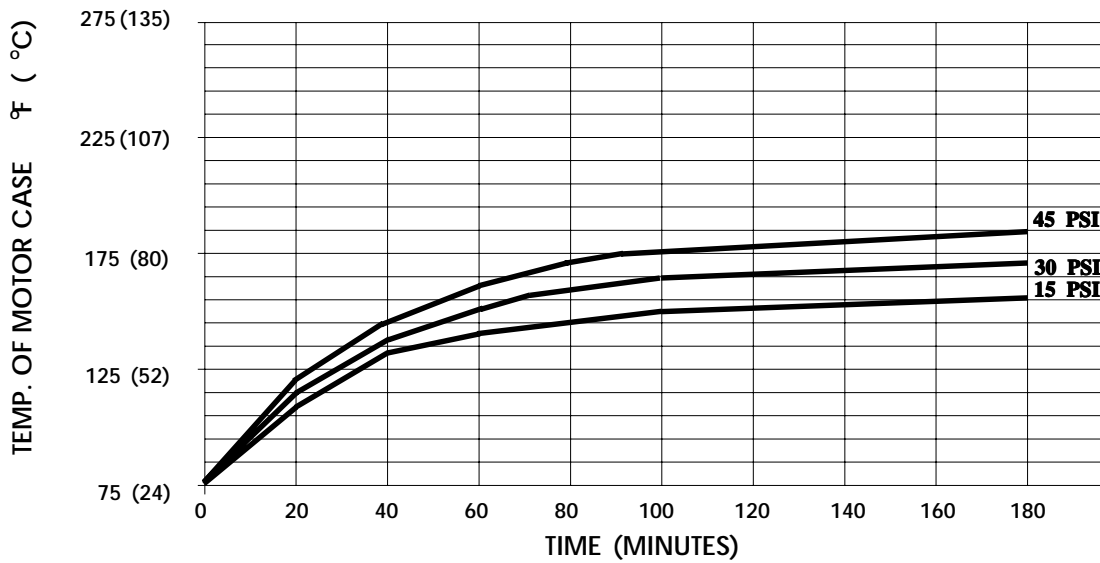


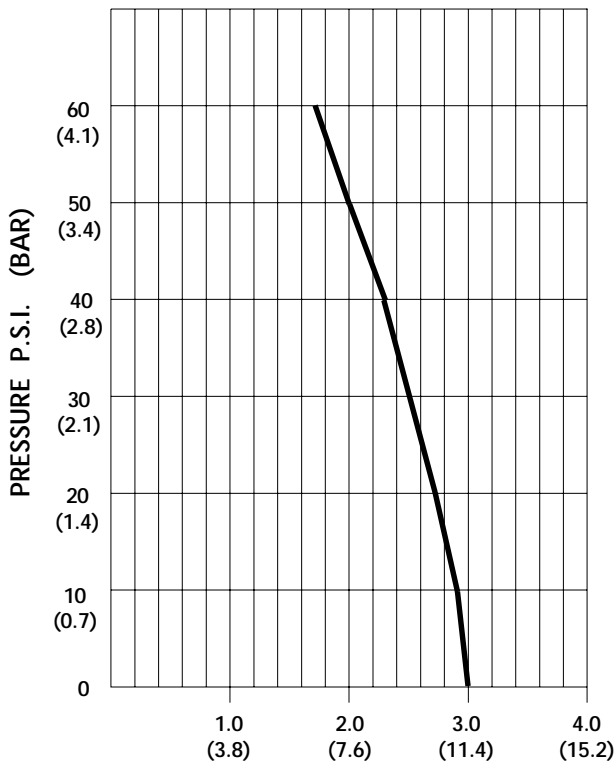
SHURflo[®]*First in Fluid Innovation***PRODUCT DATA SHEET****MODEL: 2088-373-500****SPECIFICATIONS:****MODEL NUMBER:** 2088-373-500**PUMP DESIGN:** Positive Displacement 3 Chamber Diaphragm Pump**CAM:** 3.0 Degree**MOTOR:** Permanent Magnet, P/N 11-127-11**VOLTAGE:** 24 VDC Nominal**PRESSURE SWITCH:** None**LIQUID TEMPERATURE:** 130 Degrees Fahrenheit (54 Degrees Centigrade) Max.**PRIME:** Self-Priming Up To 8.0 Feet (2.4 Meters) Vertical,
Max. Inlet Pressure 30 PSI (2.1 Bar)**PORTS:** 1/2" - 14 Male Parallel Thread**MATERIAL OF CONSTRUCTION:****PLASTICS-** Polypropylene**VALVES-** Viton**DIAPHRAGM-** Santoprene**FASTENERS-** Zinc Plated Steel**NET WEIGHT:** 5.0 Lbs (2.27 Kg)**DUTY CYCLE:** Continuous (See Temp. Rise Chart)**TYPICAL APPLICATIONS:** Endoscopy Support Equipment Washing**DIMENSIONS:**

TEMPERATURE RISE



THIS GRAPH IS FOR USE AS A DESIGN GUIDE. IT IS BASED ON RUNNING CONTINUOUSLY WITH AN AMBIENT TEMPERATURE OF 75° F IN STILL AIR.

TYPICAL PERFORMANCE



PRESSURE (PSI)	FLOW (GPM/LIT)	RPM MIN/MAX	CURRENT (AMPS)	VOLTAGE (VOLTS)
OPEN	3.0/11.4	2195/2220	2.4	24 VDC
10	2.9/11.0	2170/2200	2.5	"
20	2.7/10.2	2120/2150	3.4	"
30	2.5/9.5	2075/2100	4.0	"
40	2.3/8.7	2040/2095	4.6	"
50	2.0/7.6	2010/2015	5.1	"
60	1.7/6.4	1795/1870	5.5	"

FLOW - GALLONS PER MINUTE (LITERS PER MINUTE)

-SPECIFICATIONS SUBJECT TO CHANGE WITHOUT NOTICE.

-ALL DATA BASED ON TESTING WITH WATER.

For technical advice or service please take your pump into your local pump service center.

To order pump or parts or for pricing please go to the following links :

[Shurflo Pumps Home >>](#)

[Shurflo Pumps stock list >>](#)