


# Little GIANT®

## VCMA-20 SERIES



### Features

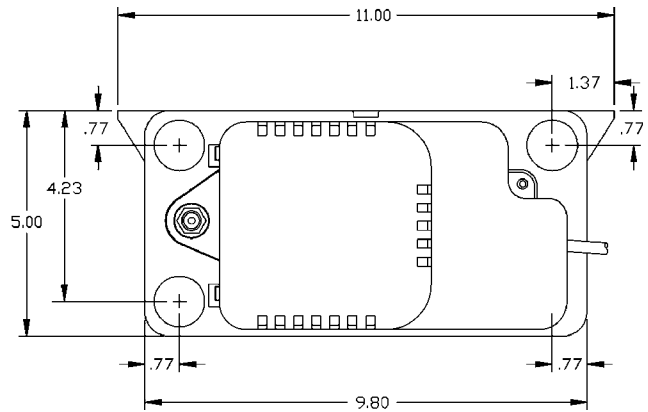
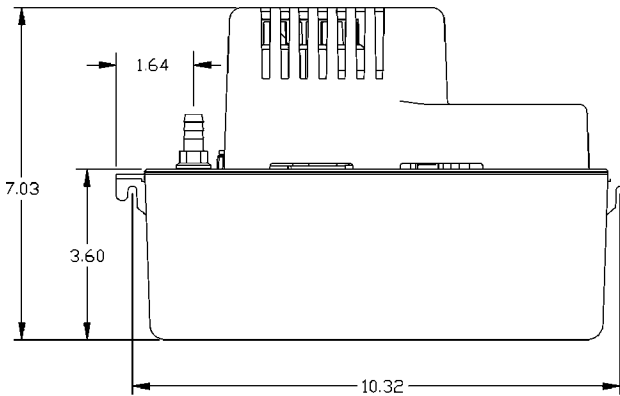
- Vertical type pump unit
- 1/2 gallon leakproof, rustproof, ABS tank with mounting tabs
- Stainless steel motor shaft
- 3 drain holes
- 3/8" O.D. barbed discharge adapter
- Built-in check valve
- Optional Safety Switch
- 20' shut-off head
- 6' power cord
- UL/CSA listed
- Thermal overload protected
- Suitable for high-efficiency, gas furnace condensate

### Construction

- Motor — 1/30 HP
- Intermittent Liquid Temp. up to — 120°F
- Discharge — 3/8" OD barbed
- Housing — ABS
- Cover — ABS
- Volute — ABS
- Impeller — Glass filled polypropylene

The VCMA Series is a fully automatic condensate removal pump with 1/2 gallon capacity. The series features a vertical-type pump with stainless steel motor shaft, rust proof, high-impact ABS volute, tank and motor cover, 3 drain holes, removable 3/8" O.D. barbed check valve. (ULS) models include a safety switch that can be connected to shut down the air conditioner condenser or wired to an alarm to warn of possible tank overflow. (T) models include 20' of 3/8" ID tubing. Pump is rated for high-efficiency gas furnace applications that produce an acidic condensate. Thermally protected motor is UL and CSA listed.

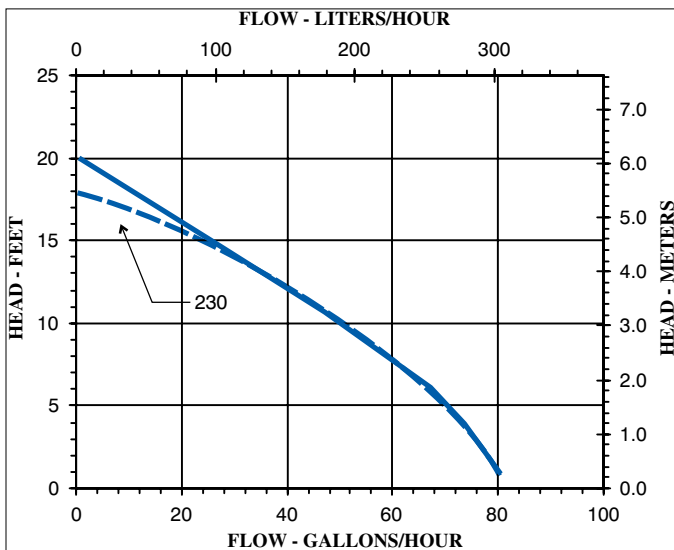
# VCMA-20 SERIES



## Specifications

Model No.	Item No.	Discharge Size	Listing(s)	HP	Volts	Hertz	Amps	Watts	Performance (GPH@Head)				Shutoff		Cord Length (ft.)	Weight (lbs.)
									1'	5'	10'	20'	Fl.	P.S.I.		
VCMA-20UL	554421	3/8" OD Barbed	UL/CSA	1/30	115	60	1.5	93	80	70	48	0	20	8.7	6	5.00
VCMA-20UL	554451	3/8" OD Barbed	UL/CSA	1/30	230	50/60	0.5	75	80	70	48	0	17	7.4	6	5.00
VCMA-20ULT	554431	3/8" OD Barbed	UL/CSA	1/30	115	60	1.5	93	80	70	48	0	20	8.7	6	6.00
VCMA-20ULS	554425	3/8" OD Barbed	UL/CSA	1/30	115	60	1.5	93	80	70	48	0	20	8.7	6	5.00
VCMA-20ULS	554455	3/8" OD Barbed	UL/CSA	1/30	230	50/60	0.5	75	80	70	48	0	17	7.4	6	5.00
VCMA-20ULST	554435	3/8" OD Barbed	UL/CSA	1/30	115	60	1.5	93	80	70	48	0	20	8.7	6	6.30
VCMA-20ULST	554461	3/8" OD Barbed	UL/CSA	1/30	230	60	0.5	75	80	70	48	0	17	7.4	6	6.30

NOTE: GPH is through check valve.



## Replacement Parts

Tank	154401
Cover, Tank	154411
Cover, Motor	154421
Float Arm	154452
Switch Holder	154471
Switch	950337