

Little GIANT[®]

Pump Company

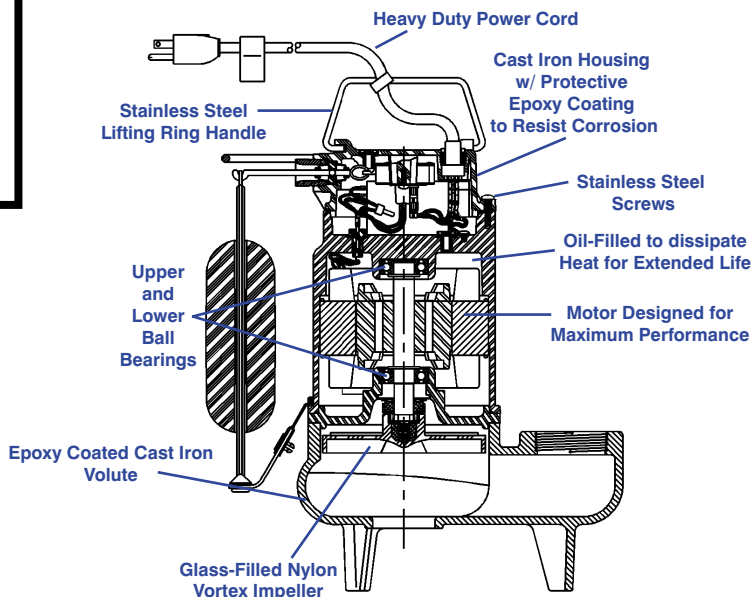
**Eliminator Series
Sewage/Effluent Pump**

10S-CIA-SFS SERIES



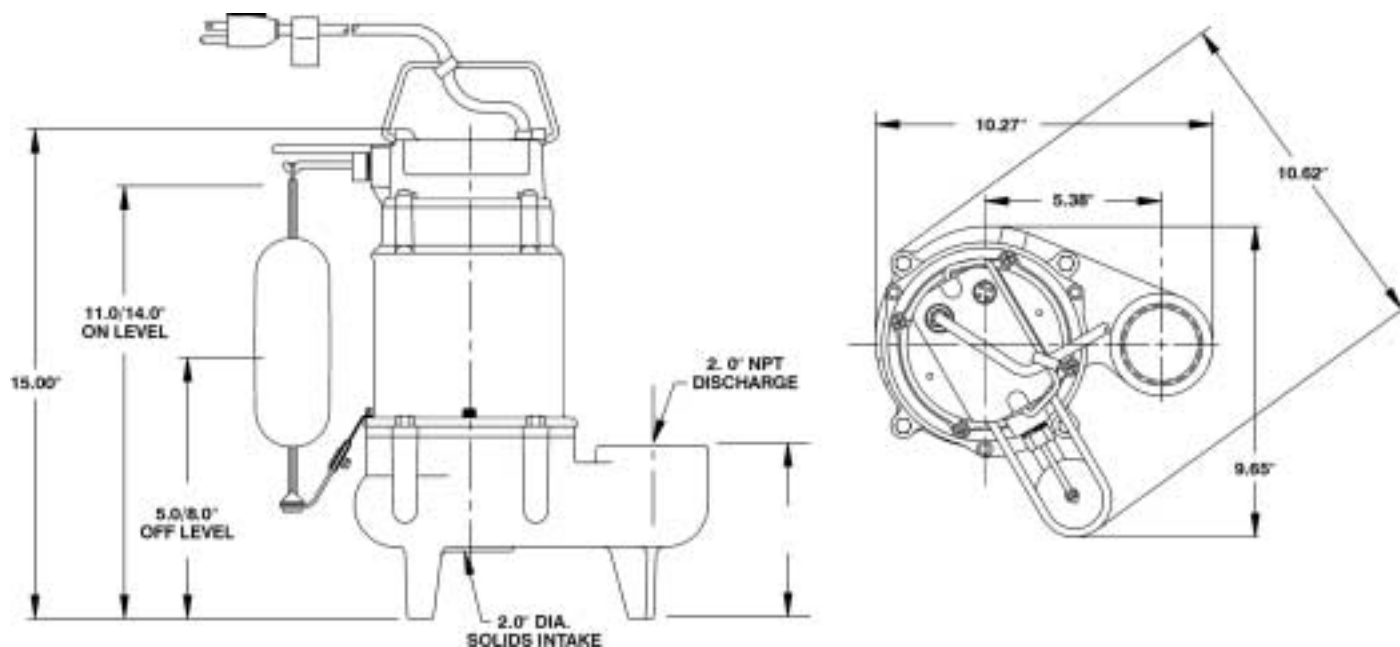
Features

- Handles liquids and solid waste materials up to 2" diameter
- Cast iron pump housing with protective epoxy coating for corrosion resistance
- Oil-filled motor housing for lifetime lubrication and rapid heat dissipation
- Stainless steel screws, bolts, handle and switch guard
- Mechanical seals (stainless steel spring, nitrile parts, carbon and ceramic faces)
- Thermal overload protection
- Automatic operation has 11 to 14 "On" level range and 5 to 8 "Off" level range with integral Snap-Action Float Switch
- PSC type motor with upper and lower ball bearings



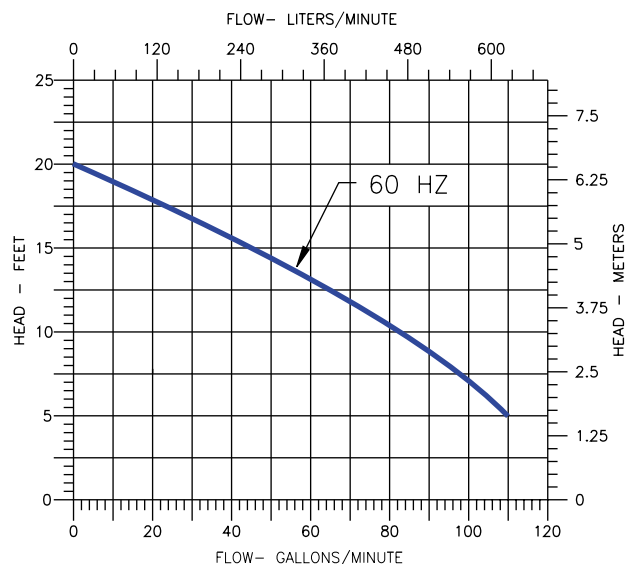
Little Giant Pump Co.

10S-CIA-SFS SERIES



Specifications

MODEL NO.	ITEM NO.	LISTING	HP	VOLTS	SOLIDS SIZE (Dia. In.)	RUNNING AMPS/WATTS	PERFORMANCE (GPM @ HEAD)			SHUTOFF (Ft.)	P.S.I.	PWR. CRD. (Ft.)	WEIGHT (Lbs.)	DIMENSIONS (H x L x W in.)
							5'	10'	15'					
10S-CIA-SFS	511550	UL/CSA	1/2	115	2	9.2/1086	110	85	45	20	8.7	10	46.0	15 x 10.3 x 9.65
10S-CIA-SFS	511555	UL/CSA	1/2	115	2	9.2/1086	110	85	45	20	8.7	25	46.0	15 x 10.3 x 9.65
10S-CIA-SFS	511565	UL/CSA	1/2	230	2	4.6/1086	110	85	45	20	8.7	25	47.0	15 x 10.3 x 9.65



Construction

Motor Housing	Epoxy Coated Cast Iron
Impeller Material	Glass Filled Nylon
Impeller Type	Vortex
Volute	Epoxy Coated Cast Iron
Power Cord	16 - 3 SJTW
Mechanical Shaft Seal	Nitrile parts with carbon and ceramic faces
Fasteners	Stainless Steel
Shaft	Steel
Bearings	Upper & lower ball bearings

For technical advice or service please take your pump into your local pump service center.

To order pump or parts or for pricing please go to the following links :

[Little Giant Pumps Home >>](#)

[Little Giant Pumps stock list >>](#)