

Little GIANT[®]

Pump Company

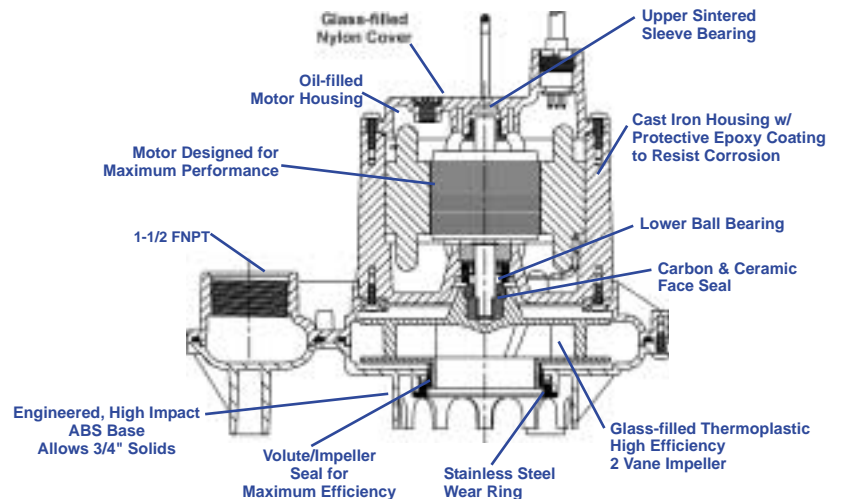
Eliminator Series Sump/Effluent Pumps

9EH SERIES



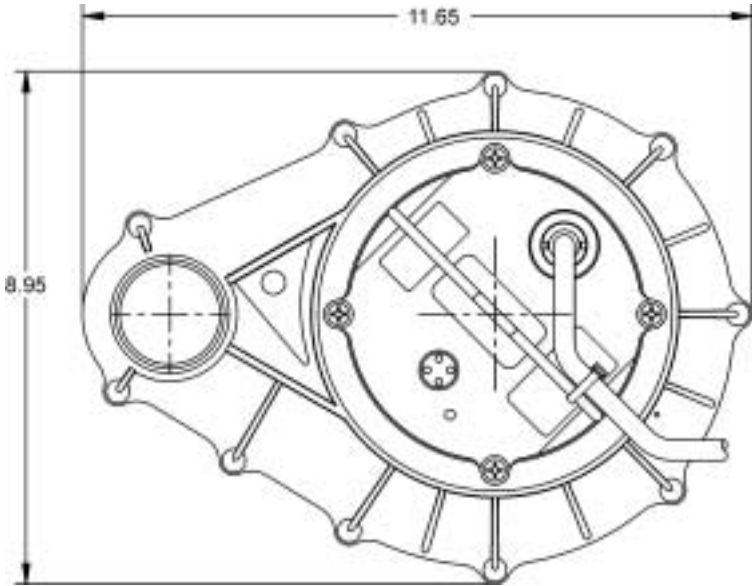
Features

- Handles liquids and solid waste materials up to 3/4" diameter.
- Cast iron pump housing with protective epoxy coating for corrosion resistance
- Oil-filled motor housing for lifetime lubrication and rapid heat dissipation
- Stainless steel screws, bolts and handle and seal assembly
- Mechanical seals (stainless steel spring, nitrile parts, carbon and ceramic faces)
- Bearings: Upper Sintered Sleeve Bearing and Lower Ball Bearing
- Thermal overload protection
- Manual and Automatic models
- Automatic operation has 9 to 14 "On" level and 2 to 6 "Off" level range with Piggyback mechanical float switch.



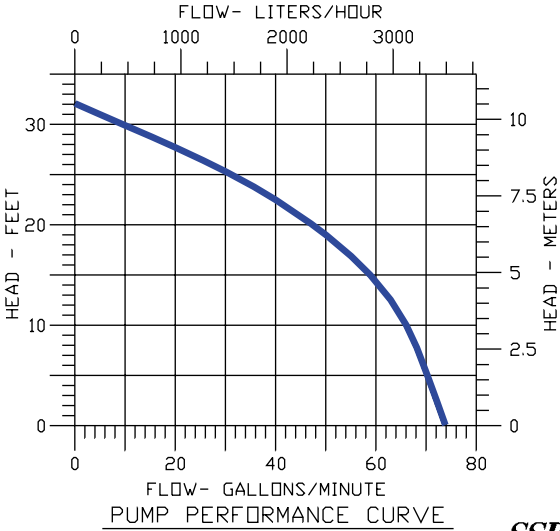
Little Giant Pump Co.

9EH SERIES SUMP/EFFLUENT PUMP



Specifications

MODEL NO.	CAT. NO.	LISTING	HP	VOLTS	SOLIDS SIZE (Dia. In.)	RUNNING AMPS/WATTS	PERFORMANCE (GPM @ HEAD)				SHUTOFF (Ft.)	P.S.I.	PWR. CRD. (Ft.)	WEIGHT (Lbs.)	DIMENSIONS (H x L x W)
9EH-CIM	509330	UL/CSA	4/10	115	3/4	13.0 1000	71	68	60	49	32	13.8	20'	27	9.11 x 11.64 x 8.94
9EH-CIM	509340	UL/CSA	4/10	230	3/4	6.5 1000	71	68	60	49	32	13.8	20'	27	9.11 x 11.64 x 8.94
9EH-CIA-RFS	509350	UL/CSA	4/10	115	3/4	13.0 1000	71	68	60	49	32	13.8	20'	27	9.11 x 11.64 x 8.94
9EH-CIA-RFS	509360	UL/CSA	4/10	230	3/4	6.5 1000	71	68	60	49	32	13.8	20'	27	9.11 x 11.64 x 8.94



Construction

Motor Housing	Epoxy Coated Cast Iron
Impeller Material	Poly Carbonate
Impeller Type	Closed Vane
Volute	ABS
Power Cord	SJTW-A
Mechanical Shaft Seal	Nitrile with carbon and ceramic faces
Fasteners	Stainless Steel
Shaft	Stainless Steel
Bearings	Upper Sleeve and Lower Ball Bearings

For technical advice or service please take your pump into your local pump service center.

To order pump or parts or for pricing please go to the following links :

[Little Giant Pumps Home >>](#)

[Little Giant Pumps stock list >>](#)