

Little GIANT[®] Pump Company

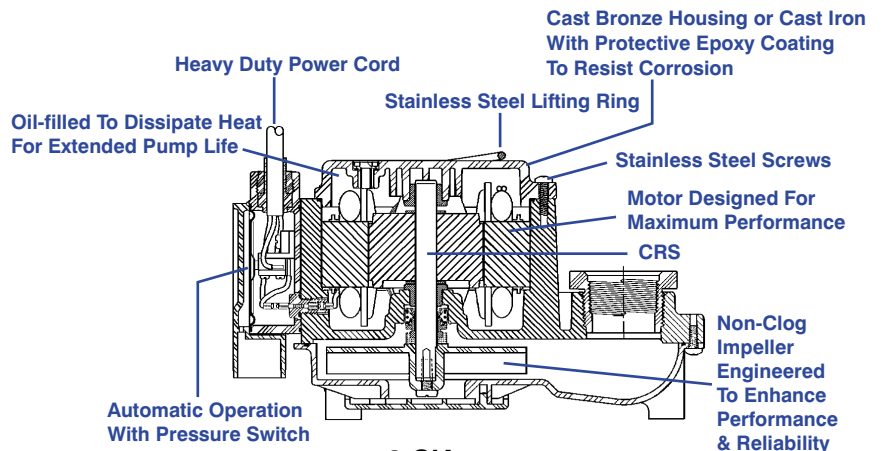
**Big John
Submersible
Sump Pumps**

8 SERIES



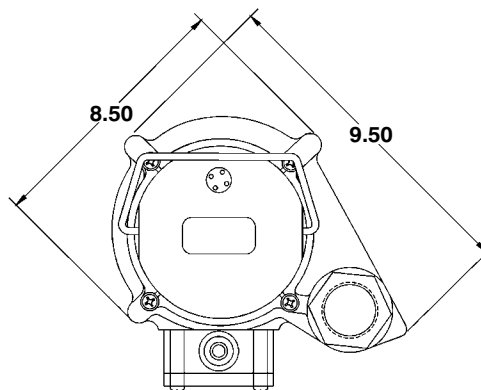
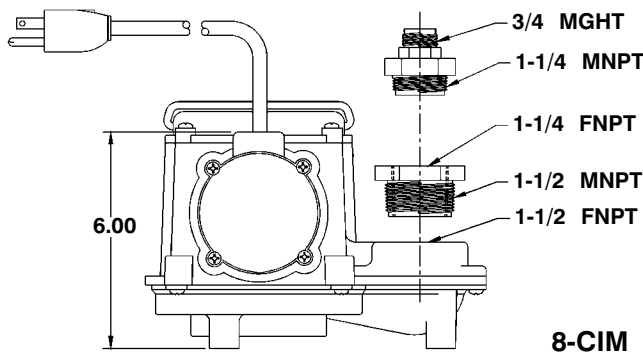
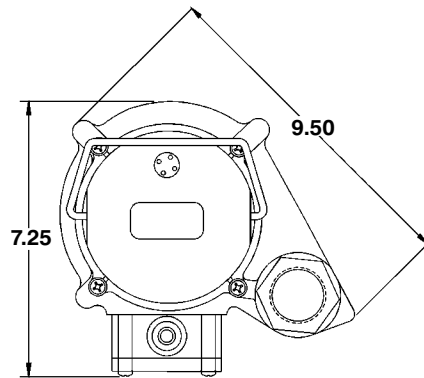
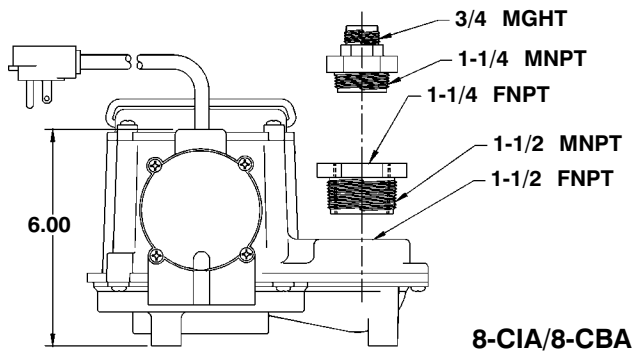
Features

- Cast bronze or cast iron pump housing with protective epoxy coating for corrosion resistance
- Oil-filled motor housing for lifetime lubrication and rapid heat dissipation
- 4/10 HP Shaded Pole Motor
- Stainless steel fasteners
- Mechanical seal (stainless steel spring, nitrile parts, carbon and ceramic faces) to assure maximum protection against pump failure
- Bearings: Upper and lower sintered sleeve bearings for extended motor life
- Thermal overload protection
- Manual and automatic models
- Automatic operation with pressure switch activates pump when water level is between 7' and 10'. Pump shuts off when water level falls to between 1' and 4' (Pressure switch is non-adjustable)



Little Giant Pump Co.

8 SERIES SUMP PUMPS



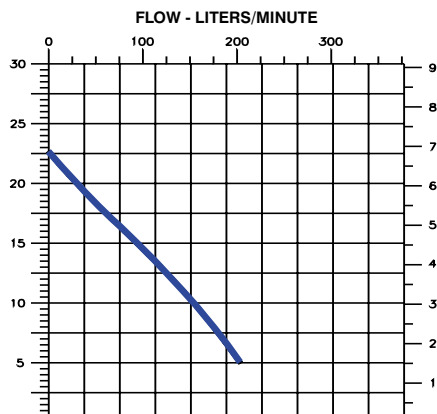
Specifications

MODEL NO.	ITEM NO.	LISTING	HP	VOLTS	AMPS S/R	WATTS	FLOW (GPM@HEAD)			SHUTOFF HEAD (FT.)		PWR. CRD. (FT.)	WEIGHT (LBS.)	DIMENSIONS (H x L x W) (IN.)
							5	10	15	HEAD (FT.)	P.S.I.			
8-CIM	508057	UL/CSA	4/10	115	17.5/10	830	54	42	26	22.9	9.9	10	18.80	6.00 x 9.50 x 8.50
8-CIM	508058	UL/CSA	4/10	115	17.5/10	830	54	42	26	22.9	9.9	25	19.80	6.00 x 9.50 x 8.50
8-CBM	508257	UL/CSA	4/10	115	17.5/10	830	54	42	26	22.9	9.9	10	21.00	6.00 x 9.50 x 8.50
8-CBM	508267	UL/CSA	4/10	115	17.5/10	830	54	42	26	22.9	9.9	25	22.00	6.00 x 9.50 x 8.50
8-CIA	508157	UL/CSA	4/10	115	17.5/10	830	54	42	26	22.9	9.9	10	19.00	6.00 x 9.50 x 8.50
8-CIA	508158	UL/CSA	4/10	115	17.5/10	830	54	42	26	22.9	9.9	25	20.30	6.00 x 9.50 x 8.50
8-CBA	508357	UL/CSA	4/10	115	17.5/10	830	54	42	26	22.9	9.9	10	21.30	6.00 x 9.50 x 8.50

CIM/CBM - Manual

CIA/CBA - Automatic

All models are 60 Hz.



Construction

Motor Housing	Epoxy-coated Cast Iron (CI) or Cast Bronze (CBM and CBA Models)
Impeller Material	Polypropylene
Impeller Type	Non-Clog
Volute	Polypropylene
Power Cord	18-3, SJTW
Mechanical Shaft Seal	Nitrile with Carbon & Ceramic Faces
Fasteners	Stainless Steel
Shaft	CRS
Bearings	Upper and lower: Sintered, Iron, Flanged Sleeve

For technical advice or service please take your pump into your local pump service center.
To order pump or parts or for pricing please go to the following links :

[Little Giant Pumps Home >>](#)

[Little Giant Pumps stock list >>](#)