

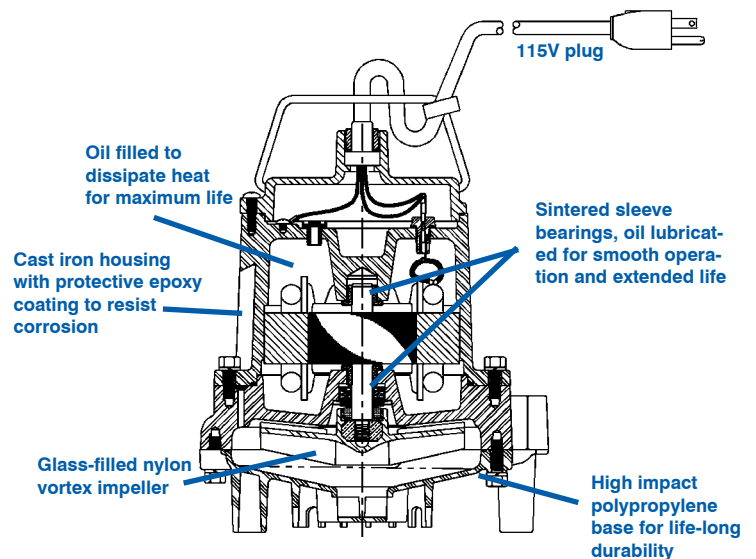
Little GIANT®

6E-CIA-VDS



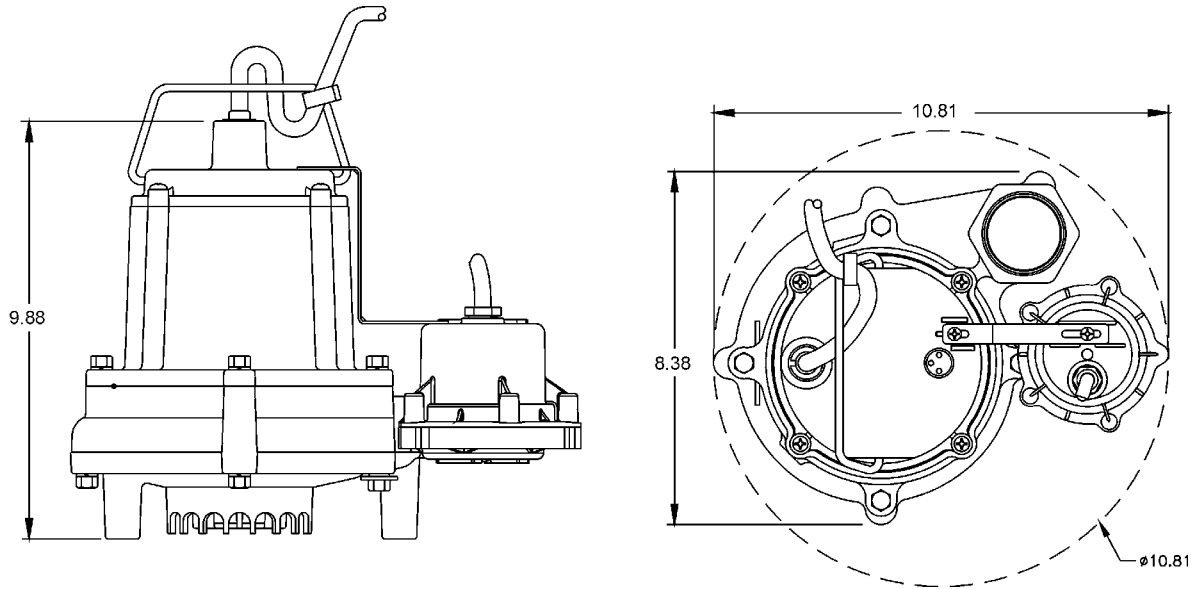
Features

- Handles liquid and solid waste materials up to 1/2" diameter
- Cast iron pump housing with protective epoxy coating for corrosion resistance
- Oil-filled motor housing for lifetime lubrication and rapid heat dissipation
- 1/3 HP Shaded Pole Motor
- Stainless steel screws, bolts and handle
- Mechanical seals (stainless steel spring, nitrile parts, carbon and ceramic faces)
- Bearings: upper and lower sintered sleeve bearings
- Thermal overload protection for extended motor life
- Automatic operation: "On" level approximately 10", "Off" level approximately 4" (pressure switch is non-adjustable)
- Piggyback vertical diaphragm switch



The model 6E-CIA-VDS Sump and Effluent Pumps are for residential and light commercial use. Pumps feature a 1-1/2" discharge with a maximum head of 20', polypropylene base and polycarbonate cover.

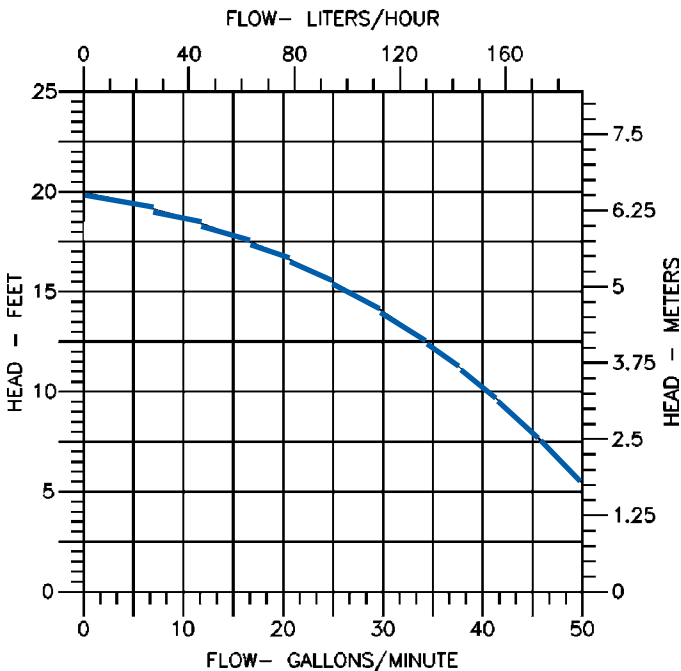
6E-CIA-VDS



Specifications

Model No.	Item No.	Listings	HP	Volts	Solids (dia.)	Running Amps/Watts	Performance (GPM @ Head)			Shut Off		Pwr. Cord (ft.)	Weight (lbs.)	Height	Length	Width
							5'	10'	15'	Feet	PSI					
6E-CIA-VDS	506712	UL/CSA	1/3	115	1-1/2"	10/750	50	42	27	20	8.7	25	28.5	9.9	12.0	8.5

Continuous Duty Rated — "Little Giant Wastewater pumps are rated continuous duty as long as they are run within the published ratings for these pumps."



Construction

Cover	Polycarbonate
Motor Housing	Epoxy coated cast iron
Impeller Material	Nylon
Impeller Type	Vortex
Volute	Epoxy coated cast iron
Power Cord	SJTW-A
Mechanical Shaft Seal	Nitrile w/carbon and ceramic faces
Fasteners	Stainless steel
Shaft	Cold rolled steel
Bearings	Upper and lower sintered sleeve bearings