


JABSCO PUMPS**MODEL: 8170-9001**

(Model 8170-9001 replaces 8170 and 8170f)

DESIGN FEATURES

Body: Bronze
 Impeller: Neoprene
 Shaft: Stainless Steel
Bearings: Ball Bearing
 Ports: 3/4" I,P,T,

SERVICE KITS

MINOR SERVICE KIT- For "onboard" repairs - includes impeller, seal and gasket.

MAJOR SERVICE KIT- For major pump overhaul - includes all parts except body,

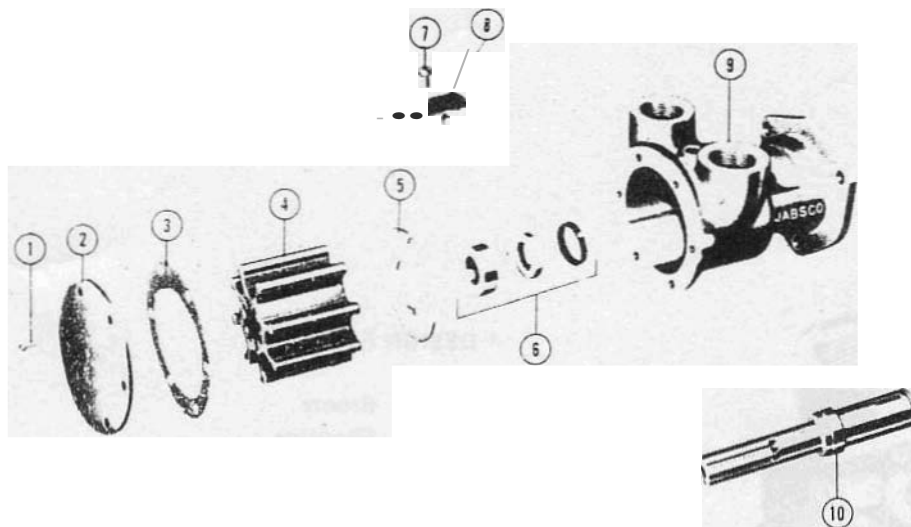
APPLICATION: Marine engine cooling for Chrysler marine engines series M-46-4, M-47-4.

OPERATING INSTRUCTIONS

1. **INSTALLATION-**Care should be taken that the intake and discharge piping of the engine corresponds with the port as shown on the installation drawing.
2. **DRIVE-**Direct.
3. **SPEEDS-**Pump is designed to operate through the entire engine range.
4. **SELF-PRIMING-**Jabsco Pumps will operate satisfactorily at low as well as high speeds. Be sure suction lines are air-tight.
5. **RUNNING DRY-** Impeller depends on liquid pumped for lubrication. **DO NOT RUN DRY** for more than 30 seconds. Lack of liquid will burn the impeller.
6. **PRESSURES-** Excessive back pressure due to scale and rust deposits in the water passages will reduce the flow and cause engine to overheat.
7. **TEMPERATURES-**Impeller specially compounded to operate through the range of 45⁰ -180⁰ F. For temperatures of 27⁰ -45⁰ F. use .09 impeller.
8. **FREEZING WEATHER-** Drain unit by loosening end cover plate, For closed systems, use one of the following anti-freeze compounds: Atlas "Permaguard", DuPont "Zerex". Dow Chemical "Dowguard". "Pyro", or "Telar". Do not use petroleum based anti-freeze compounds.
9. **IMPELLER REPLACEMENT-** Remove end cover. Withdraw impeller by grasping impeller hub with pliers.
10. **GASKET REPLACEMENT-**Always use standard pump part. A thicker gasket will reduce priming ability. A thinner gasket will cause impeller binding.
11. **CAM REPLACEMENT-** Coat top surface of new cam and cam screw threads with permatex #1 or equivalent sealing compound before installing.
12. **SPARE PARTS-** Avoid costly shut downs by always having a JABSCO Service Kit on hand.

JABSCO PRODUCTS ITT

EXPLODED VIEW

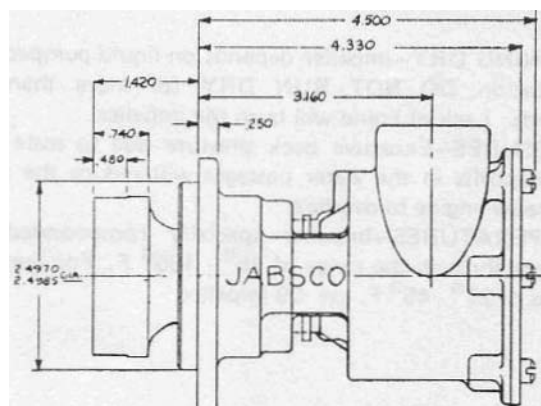
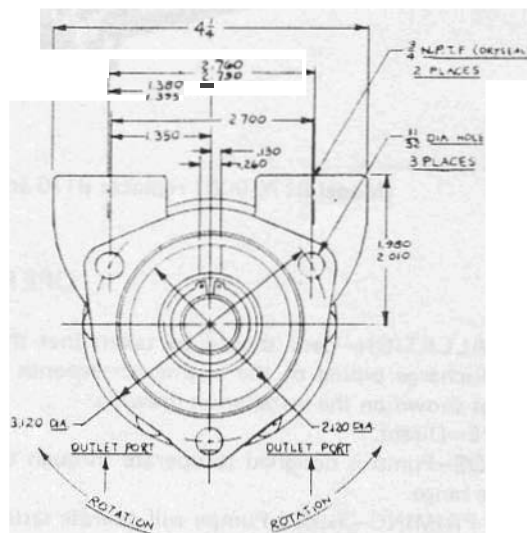


Patented and Patents Pending

PARTS LIST

INSTALLATION DRAWING

KEY	PART NO.	QTY, REO'C.	DESCRIPTION
1	91003-0010	6	End Cover Screw
2	1 1831-00000	1	End Cover
3	3101-0000	1	Gasket
●	920-0001	1	Impeller
S	4156-0000	7	Wearplate
6	96080-0080	7	Seal
7	91004-0110	7	Cam Screw
8	3255-0000	1	Cam
9	8174-9000	1	BodV
'0	8177-0410	7	Shaft
11	91402-0060	7	Key
'2	913-0000	7	Bearing Seal
'3	92600-0060	7	Ball Bearing
'4	91701-1850	7	Retaining Ring
'S	8176-0000	7	Coupling
'6	91700-2470	7	Retaining Ring



90118-0001 Service Kit contains parts marked with aner.sk.

Model 8170 Up Seal Version (obsolete)

- 92700-0060 . Seat
- 92000-0210 'O' Ring
- 3166 - Spacer
- 3298 - **Slinger**

Face seal cannot be installed in lip seal version.

JABSCO PRODUCTS **ITT**

Marine and Recreation Components Division
International Telephone and Telegraph Corporation
1485 Dale Way, Costa Mesa, California 92626

Telephone: (714) 545-8251

For technical advice or service please take your pump into your local pump service center.
To order pump or parts or for pricing please go to the following links :

[Jabsco Pumps Home >>](#)

[Jabsco Pumps stock list >>](#)