



Models 44410-1000
44410-2000
44410-1010

WATER PRESSURE REGULATORS

FEATURES

- Reduces unregulated city water pressures that can run as high as 100 psi down to a safe 35 psi—automatically.
- Features built-in backflow preventer. Complies with Federal and State requirements on campers with water service hookup.
- Built-in port strainer is easily cleanable.
- Solid brass hose connection.

SPECIFICATIONS

Maximum Inlet Pressure:	100 psi
Discharge Pressure:	35 psi (approx.)
Inlet Connection:	3/4" Brass Female Garden Hose Fitting
Discharge Connection:	1/2" Female NPT – Flush mount models 3/4" Male Garden Hose Connection – inline model
Materials:	Acetal Copolymer and A.B.S. Plastics, Brass Connector

Model	Type	Intake Port	Discharge Port	Wt/Pc Oz (kg)
44410-1000	Flush		1/2" MPT	
44410-1010	In-Line	3/4" GHT	3/4" GHT	6(0,2)
44410-2000	Flush		1/2" MPT	



Models 44410-1000,
44410-2000, 44410-1010

APPLICATIONS

Most boat or RV water systems can't take the unregulated high pressures found in most campgrounds or marine hookups. Hoses slip off connections; seals and fittings leak. That's why you need a Jabsco City Water Regulator—to keep pressure down to a safe 35 psi. It's inexpensive protection against expensive high pressure pump damage.

The Jabsco Regulator also prevents backflow (as required by State and Federal regulations) and it keeps grit out of your water with an easy-to-clean stainless steel strainer.

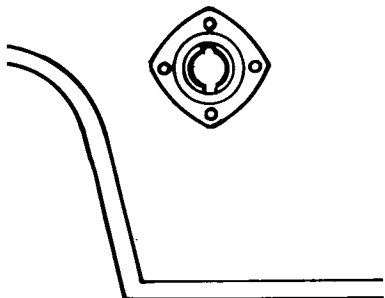
Models 44410-1000, -2000 are permanently installed flush mount wall models that double as city water entries. Model 44410-1010 is a portable in-line version with male and female garden hose connections that simply threads between your existing water entry and garden hose hookup.

Both models are made of tough F.D.A. listed plastics, safe for drinking water. And, when used properly, both are inexpensive insurance against high pressure damage.

MODELS 44410-1000, -2000

Permanent City Water Regulator/City Water Entry

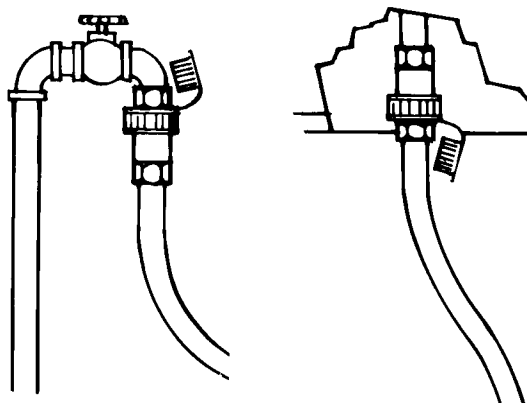
Flush mounts in vehicle wall. Easily replaces obsolete city water entries.



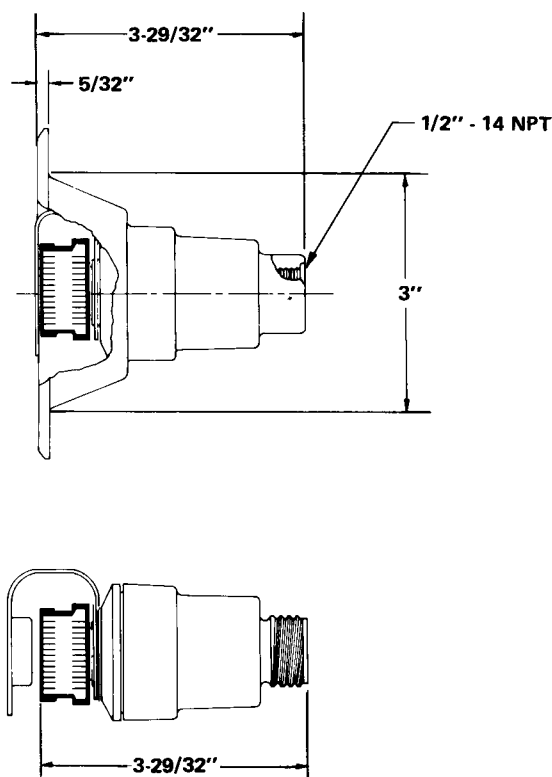
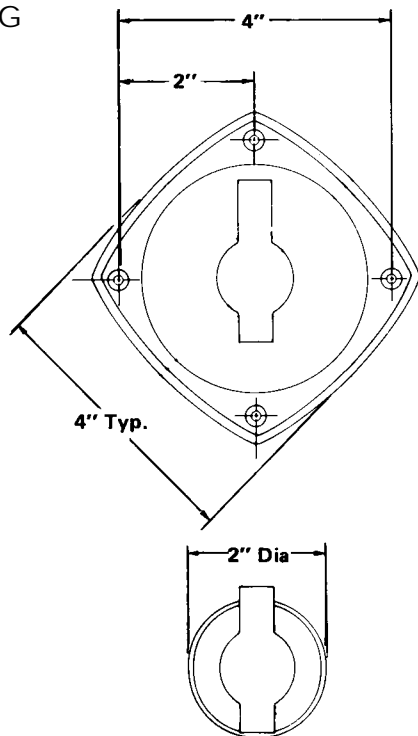
MODELS 44410-1010

City Water Regulator for Temporary or Permanent Mounting

Simply threads between city water hookup hose and faucet for temporary mounting or threads into existing water entry of either wall mount or under-chassis types.



DIMENSIONAL DRAWING



Jabsco



ITT Industries
Engineered for life



THE PRODUCTS DESCRIBED HEREIN ARE
SUBJECT TO THE JABSCO ONE YEAR LIMITED
WARRANTY, WHICH IS AVAILABLE FOR YOUR
INSPECTION UPON REQUEST.

U.S.A.
Jabsco
1485 Dale Way, P.O. Box 2158
Costa Mesa, CA 92628-2158
Tel: (714) 545-8251
Fax: (714) 957-0609

UNITED KINGDOM
Jabsco
Bingley Road, Hoddesdon
Hertfordshire EN11 0BU
Tel: +44 (0) 1992 450145
Fax: +44 (0) 1992 467132

CANADA
Fluid Products Canada
55 Royal Road
Guelph, Ontario N1H 1T1
Tel: (519) 821-1900
Fax: (519) 821-2569

JAPAN
NHK Jabsco Company Ltd.
3-21-10, Shin-Yokohama
Kohoku-Ku, Yokohama, 222
Tel: 045-4758906
Fax: 045-475-8908

GERMANY
Jabsco GmbH
Oststrasse 28
22844 Norderstedt
Tel: +49-40-53 53 73 -0
Fax: +49-40-53 53 73 -11

For technical advice or service please take your pump into your local pump service center.
To order pump or parts or for pricing please go to the following links :

[Jabsco Pumps Home >>](#)

[Jabsco Pumps stock list >>](#)